

ภาคผนวก ง

ใบรับรองการสอบเทียบเครื่องมือ



รายการเครื่องมือที่ใช้ในการวิเคราะห์ / ทดสอบ

Sample Name	Parameter	Equipment Name	ID No.	Calibrated Date	Next Cal	Freq. Calibrate (Months)
Ambient	Total Suspended Particulate	High Volume	RYG_FS0396	-	-	On site Calibration
Ambient	Total Suspended Particulate	Digital Balance	RYG_EN0001	23-Mar-22	23-Mar-23	12
Ambient	Chlorine	Field Rotameter	RYG_FS0197	1-Apr-22	1-Jul-22	3
Ambient	Chlorine	Ion Selective Electrode	BKK_EN0102	11-Mar-21	9-Sep-22	18
Ambient	Wind Speed / Wind Direction	Wind Speed / Wind Direction	BKK_FS0141	7-Jun-21	6-Dec-22	18
Stack	Chlorine	Console Control Unit	RYG_FS0315	12-Jan-22	12-Jul-22	6
Stack	Chlorine	Dry Gas	RYG_FS0317	12-Jan-22	12-Jul-22	6
Stack	Chlorine	Ion Chromatography	BKK_EN0069	12-Jan-22	12-Jan-23	12
Stack	Total Suspended Particulate	Console Control Unit	RYG_FS0315	12-Jan-22	12-Jul-22	6
Stack	Total Suspended Particulate	Digital Balance	RYG_EN0003	23-Mar-22	23-Mar-23	12
Workplace	Chlorine	Field Rotameter	BKK_FS1040	4-Jan-22	4-Apr-22	3
Workplace	Chlorine	Field Rotameter	RYG_FS0198	1-Apr-22	1-Jul-22	3
Workplace	Chlorine	Ion Selective Electrode	BKK_EN0102	11-Mar-21	9-Sep-22	18
Workplace	Total Dust	Field Rotameter	BKK_FS1040	4-Jan-22	4-Apr-22	3
Workplace	Total Dust	Field Rotameter	RYG_FS0198	1-Apr-22	1-Jul-22	3
Workplace	Total Dust	Digital Balance	RYG_EN0004	23-Mar-22	23-Mar-23	12
Workplace	Respirable Dust	Field Rotameter	BKK_FS1040	4-Jan-22	4-Apr-22	3
Workplace	Respirable Dust	Field Rotameter	RYG_FS0198	1-Apr-22	1-Jul-22	3
Workplace	Respirable Dust	Digital Balance	RYG_EN0004	23-Mar-22	23-Mar-23	12
Noise	Leq 12 hrs	Sound Calibrator	RYG_FS0215	9-Aug-21	9-Aug-22	12
Noise	Leq 12 hrs	Sound Level Meter	RYG_FS0019	10-Jan-22	10-Jan-23	12
Noise	Leq 12 hrs	Sound Level Meter	RYG_FS0020	10-Jan-22	10-Jan-23	12
Noise	Leq 12 hrs	Sound Calibrator	RYG_FS0215	9-Aug-21	9-Aug-22	12
Noise	Leq 12 hrs	Sound Level Meter	RYG_FS0301	13-Sep-21	13-Sep-22	12
Noise	Leq 12 hrs	Sound Level Meter	RYG_FS0302	2-Jun-21	2-Jun-22	12
Noise	Leq 24 hrs	Sound Calibrator	RYG_FS0496	10-Jan-22	10-Jan-23	12
Noise	Leq 24 hrs	Sound Level Meter	RYG_FS0020	10-Jan-22	10-Jan-23	12
Noise	Leq 24 hrs	Sound Level Meter	RYG_FS0027	10-Jan-22	10-Jan-23	12
Noise	Leq 5 min	Sound Calibrator	RYG_FS0496	10-Jan-22	10-Jan-23	12
Noise	Leq 5 min	Sound Level Meter	RYG_FS0027	10-Jan-22	10-Jan-23	12
Noise	Noise Dose, TWA	Dose Badge Reader	RYG_FS0440	7-Sep-21	7-Sep-22	12
Noise	Noise Dose, TWA	Dose Badge Reader	RYG_FS0210	7-Sep-21	7-Sep-22	12



รายการเครื่องมือที่ใช้ในการวิเคราะห์ / ทดสอบ (ต่อ)

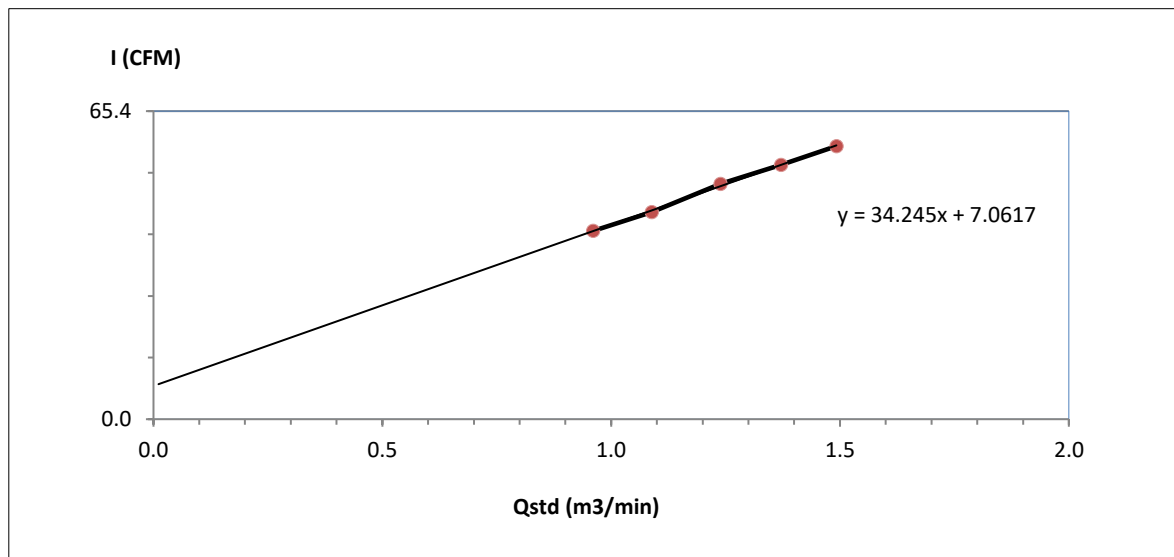
Sample Name	Parameter	Equipment Name	ID No.	Calibrated Date	Next Cal	Freq. Calibrate (Months)
Rayong Lab	pH at 25 °C	pH meter	RYG_EN0183	17-Mar-22	17-Mar-23	12
Rayong Lab	BOD (5 days at 20°C)	DO meter with Sensor	RYG_EN0140	2-Feb-21	3-Aug-22	18
Rayong Lab	BOD (5 days at 20°C)	Incubator	RYG_EN0154	22-Apr-22	21-Oct-23	18
Rayong Lab	COD	Spectrophotometer	RYG_EN0037	1-Apr-21	1-Oct-22	18
Rayong Lab	Total Suspended Solids	Electronic Balance	RYG_EN0002	23-Mar-22	23-Mar-23	12
Rayong Lab	Total Suspended Solids	Chamber Oven	RYG_EN0010	5-May-21	3-Nov-22	18
Rayong Lab	Total Dissolved Solids 180°C	Electronic Balance	RYG_EN0002	23-Mar-22	23-Mar-23	12
Rayong Lab	Total Dissolved Solids 180°C	Chamber Oven	RYG_EN0010	5-May-21	3-Nov-22	18
Rayong Lab	Oil & Grease	Electronic Balance	RYG_EN0002	23-Mar-22	23-Mar-23	12
Rayong Lab	Oil & Grease	Chamber Oven	RYG_EN0006	5-May-21	3-Nov-22	18
Rayong Lab	Oil & Grease	Water Bath	RYG_EN0061	5-May-21	3-Nov-22	18
Rayong Lab	Temperature	Digital Thermometer	RYG_FS0467	7-Jul-21	7-Jul-22	18
Soil	pH aqueous phase 50% (w/v)	pH meter	BKK_EN0072	26-Mar-21	24-Sep-22	18



High Volume Air Sampler Calibration Worksheet

Project Site :	S and L Specialty Polymers Co., Ltd.	Barometric Pressure (mm Hg) :	756
Calibrate Location :	ศูนย์พัฒนาฝีมือแรงงาน จ.ระยอง(A3)	Temperature (°C) :	30
Calibrate Date :	18-May-22	High Volume ID :	RYG_FS0396
CalibrationSheet No.:	C-180522-RYG_FS0396	High Volume Model :	TE-5170D
Calibrator ID:	RYG_FS0205	High Volume S/N :	5688
Calibrator Model :	TE-5028A	Calibrator Slope :	1.53016
Calibrator S/N :	1166	Calibrator Intercept :	-0.0468

Test No.	Delta H ₂ O (inch)	Q _{std} (m ³ /min)	I : Chart (CFM)	Linear Regression
1	2.0	0.9609	40	Slope : 34.2451 Intercept : 7.0617 Correlation Coefficient : 0.9990
2	2.6	1.0891	44	
3	3.4	1.2387	50	
4	4.2	1.3715	54	
5	5.0	1.4922	58	



Calibrated by Sitpawit.S

(Mr. Sitpawit Suwannarat)
Field Scientist(1)

Approved by : [Signature]

(Mr. Noppong Juntarupan)
Enviro Field Coordinator Scientist (3)



PENTA
CALIBRATION

PENTA CALIBRATION CO., LTD.

66/124 The Connect 33 Village Kanchanaphisek Road
Dokmai Prawet Bangkok 10250
Tel: +66 (0) 2069-9773
www.pentacal.com

Certificate of Calibration

Represent to Certificate of Calibration ,PTC/07/22102

Certificate No.:	PTC/07/22102	Page:	1 of 2
Equipment:	Digital Balance	Condition:	Normal
Manufacturer:	Sartorius	Serial No:	25409664
Model:	LA130S-F	ID No:	RYG_EN0001
Type of Balance:	Single interval		



Customer: ALS Laboratory Group (Thailand) Co.,Ltd.
616/10 Moo 5 T.Maenamkoo, A.Pluakdaeng,
Rayong 21140, Thailand



Environment Condition: Temperature 23.9 °C ± 0.3 °C
Humidity 58.1 %RH ± 4.4 %RH
Air density 1.17 kg/m³

Calibration Place: ALS Laboratory Group (Thailand) Co.,Ltd.
616/10 Moo 5 T.Maenamkoo, A.Pluakdaeng,
Rayong 21140, Thailand

The Method used: In house method, PTC-WI-07, base on Euramet cg. 18

Traceability: This certificate is traceable to the SI Units through Thai Calibration Service Co.,Ltd.
, NSC-ONSC Accreditation No.: Calibration 0189

Date Received: March 23, 2022

Calibration Date: March 23, 2022

Issued Date: March 25, 2022

Calibration By: Mr. Rungroje Metakul



PENTA CALIBRATION CO.,LTD

[Signature]

(Mr.Kriangsak Kalasri)

Reviewed by

Approved By :

[Signature]

(Mr. Keattisak Kerdto)

Laboratory Manager

This certificate is issued the units of measurement according to the International System of Units (SI). It provides traceability of measurement to international or national standard or other recognised national standard laboratories.

The measurement uncertainty stated is the expanded uncertainty which is obtained from the standard uncertainty multiplied by the coverage factor ($k=2$) to provide a level of confidence of approximately 95%. It is determined in accordance with the Guide to Expression of Uncertainty in Measurement (GUM). The effect that the results relate only to the items calibrated.

This calibration certificate shall not be reproduced except in full only, without written approval from penta calibration co., ltd



Represent to Certificate of Calibration ,PTC/07/22102

Certificate No.: PTC/07/22102

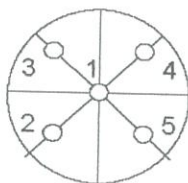
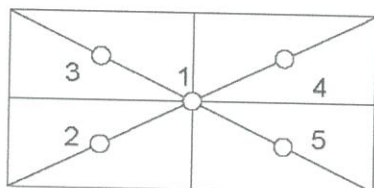
Page: 2 of 2

Measurement Results:

Without Adjustment :

Function Calibration: Non Adjustment

Eccentric Error: Weight to be 1/3 ,1/2 or of Maximum capacity



Eccentricity test 50 (g)

Position (g)				
1	2	3	4	5
0.0000	0.0000	-0.0001	0.0000	0.0001
Maximum deviation:			0.0001	

Repeatability Test : Weight to be $1/2 \leq L_1 \leq$ Maximum capacity

Determination of the standard deviation of weighing balance., Readability 0.0001 (g)

Nominal test value (g)	Standard Deviation
100	0.00009

Error of indication : from nominal value., Readability 0.0001 (g)

Nominal Value (g)	Conventional Mass (g)	Indication (g)	Correction of Balance (g)	Uncertainty (g)	k
0	0.00000	0.0000	0.0000	0.00026	2.87
0.01	0.01000	0.0100	0.0000	0.00026	2.65
0.05	0.05000	0.0500	0.0000	0.00026	2.65
0.1	0.10000	0.1000	0.0000	0.00026	2.65
0.5	0.50000	0.4999	0.0001	0.00026	2.65
1	1.00000	0.9999	0.0001	0.00026	2.65
2	2.00000	1.9999	0.0001	0.00026	2.65
5	5.00001	5.0000	0.0000	0.00026	2.65
10	10.00000	10.0001	-0.0001	0.00026	2.65
20	20.00003	20.0001	-0.0001	0.00026	2.52
100	100.00004	100.0001	-0.0001	0.00027	2.18

Note: Weight of adjust - (g)

The End of Certificate



ROTA METER CALIBRATION RESULT APRIL 2022

Rotameter ID.	Calibration Date	Regression Result	Coefficient (R ²)
BKK_FS0577	01 Apr 22	$Y = 1.0202x + 0.1976$	1.0000
BKK_FS0579	01 Apr 22	$Y = 1.0078x + 0.4789$	0.9998
BKK_FS0583	01 Apr 22	$Y = 1.016x + 0.3922$	1.0000
BKK_FS0584	01 Apr 22	$Y = 1.0036x + 2.2262$	0.9997
BKK_FS0585	01 Apr 22	$Y = 1.0189x - 5.6476$	0.9997
BKK_FS0586	01 Apr 22	$Y = 1.0095x - 1.1524$	0.9995
BKK_FS0587	01 Apr 22	$Y = 1.013x - 3.6619$	0.9996
BKK_FS0588	01 Apr 22	$Y = 1.0154x + 4.8357$	0.9999
BKK_FS0589	01 Apr 22	$Y = 0.9918x + 4.8069$	0.9999
BKK_FS0590	01 Apr 22	$Y = 1.0038x - 0.4857$	0.9996
BKK_FS0591	01 Apr 22	$Y = 0.9705x - 52.174$	0.9986
BKK_FS0592	01 Apr 22	$Y = 0.9646x - 37.642$	0.9985
BKK_FS0593	01 Apr 22	$Y = 0.9767x - 58.445$	0.9988
BKK_FS0594	01 Apr 22	$Y = 0.9902x - 62.87$	0.9999
BKK_FS0595	01 Apr 22	$Y = 1.0249x - 98.162$	0.9999
BKK_FS0596	01 Apr 22	$Y = 0.9843x - 26.806$	0.9991
BKK_FS0597	01 Apr 22	$Y = 0.9802x - 61.653$	0.9978
BKK_FS1004	01 Apr 22	$Y = 0.9696x + 17.69$	0.9990
BKK_FS1005	01 Apr 22	$Y = 1.0065x + 5.6786$	0.9997
BKK_FS1006	01 Apr 22	$Y = 1.2142x - 7.1037$	0.9993
BKK_FS1007	01 Apr 22	$Y = 0.9917x + 1.6592$	1.0000
BKK_FS1008	01 Apr 22	$Y = 1.0132x + 0.7207$	1.0000
BKK_FS1009	01 Apr 22	$Y = 1.0132x + 1.1633$	0.9960
BKK_FS1010	01 Apr 22	$Y = 1.0033x + 0.5758$	0.9999
BKK_FS1011	01 Apr 22	$Y = 1.0234x + 0.1759$	0.9996
BKK_FS1012	01 Apr 22	$Y = 1.0106x - 2.0048$	0.9997
BKK_FS1013	01 Apr 22	$Y = 0.9677x - 35.851$	0.9997
BKK_FS1014	01 Apr 22	$Y = 1.0021x + 0.3148$	0.9998
BKK_FS1015	01 Apr 22	$Y = 0.9994x + 1.786$	1.0000
BKK_FS1016	01 Apr 22	$Y = 1.0105x - 80.256$	0.9998
BKK_FS1017	01 Apr 22	$Y = 0.9995x + 0.649$	1.0000
BKK_FS1018	01 Apr 22	$Y = 1.0011x + 1.1786$	1.0000
BKK_FS1019	01 Apr 22	$Y = 1.0023x - 68.424$	0.9996
BKK_FS1020	01 Apr 22	$Y = 1.0547x - 0.666$	0.9998
BKK_FS1021	01 Apr 22	$Y = 1.018x - 3.3286$	0.9998
BKK_FS1022	01 Apr 22	$Y = 0.9932x - 57.035$	0.9986
BKK_FS1023	01 Apr 22	$Y = 1.0094x + 0.0717$	0.9999
BKK_FS1024	01 Apr 22	$Y = 1.0042x + 0.4086$	0.9997



ROTA METER CALIBRATION RESULT APRIL 2022

Rotameter ID.	Calibration Date	Regression Result	Coefficient (R ²)
BKK_FS1025	01 Apr 22	$Y = 1.0132x - 88.507$	0.9996
BKK_FS1026	01 Apr 22	$Y = 1.0018x + 1.0776$	0.9997
BKK_FS1027	01 Apr 22	$Y = 1.0053x + 0.231$	0.9995
BKK_FS1028	01 Apr 22	$Y = 0.9792x - 60.312$	0.9982
BKK_FS1029	01 Apr 22	$Y = 0.9935x + 0.8234$	1.0000
BKK_FS1030	01 Apr 22	$Y = 1.0039x + 0.515$	0.9999
BKK_FS1031	01 Apr 22	$Y = 1.009x - 79.295$	0.9998
BKK_FS1039	01 Apr 22	$Y = 0.9868x + 7.8119$	0.9993
BKK_FS1040	01 Apr 22	$Y = 1.0096x - 7.2905$	0.9990
BKK_FS1041	01 Apr 22	$Y = 1.076x - 2.0503$	0.9999
BKK_FS1042	01 Apr 22	$Y = 1.0054x + 1.6095$	0.9995
BKK_FS1043	01 Apr 22	$Y = 1.0108x - 11.048$	0.9999
BKK_FS1044	01 Apr 22	$Y = 1.0468x - 0.9391$	0.9997
BKK_FS1161	01 Apr 22	$Y = 1.0126x + 0.7738$	0.9999
BKK_FS1162	01 Apr 22	$Y = 0.9994x + 2.6357$	0.9995
BKK_FS1163	01 Apr 22	$Y = 0.977x - 55.03$	0.9987
BKK_FS1164	01 Apr 22	$Y = 0.9914x + 0.8427$	0.9997
BKK_FS1165	01 Apr 22	$Y = 0.9893x + 6.5919$	0.9998
BKK_FS1166	01 Apr 22	$Y = 1.0031x - 77.881$	0.9996
RYG_FS0197	01 Apr 22	$Y = 1.0055x + 1.1914$	0.9998
RYG_FS0198	01 Apr 22	$Y = 0.996x + 23.788$	0.9996
RYG_FS0199	01 Apr 22	$Y = 1.1166x - 3.3942$	0.9998

Review By :

(Mr. Wichan Choonharat)

Enviro Field Services Manager

Approved By :

(Mr. Sarayuth Jittrantont)

Assistant General Manager



TECHNOLOGY PROMOTION ASSOCIATION (THAILAND-JAPAN)
CORPORATE SERVICES 3: EQUIPMENT CALIBRATION AND TESTING SERVICES
534/4 PATTANAKARN ROAD SOI 18, SUANLUANG, SUANLUANG, BANGKOK 10250
TEL. 0-2717-3000-24 FAX. 0-2719-9484



Certificate of Calibration

Certificate No. : 21E818

Page : 1 of 2

Equipment : pH Meter
Manufacturer: Thermo Orion
Model : EA940
Serial No.: 6983
ID No.: BKK_EN0102
Condition As-Received: Used Item
Received Date: 05 March 2021
Calibration Date: 11 March 2021
Reference: 2103-0265DSC
Ambient Temperature: (23 ± 2) °C
Relative Humidity: (50 ± 10) %

This certificate may not be reproduced other than in full,
except with the prior written approval of the head of
Corporate Services 3: Equipment Calibration and Testing Services.

Submitted by: ALS Laboratory Group (Thailand) Co.,Ltd.

104 Phatthanakan 40, Phatthanakan Rd.,
Khwaeng Phatthanakan, Khet Suan Luang,
Bangkok 10250 Thailand

Procedure used: Calibration were conducted using in-house calibration Procedure CP-E17 According to direct measurement method with Multi-Product Calibrator.

Condition of this result of calibration

1. Reference standards instruments :

<u>Instrument</u>	<u>Model</u>	<u>Serial No.</u>	<u>Certificate No.</u>	<u>Due Date</u>
1) Multi-Product Calibrator	5500A	6440007	20E1574	07 May 2021

2. This result of calibration was made on requested at the point specified by customer.

3. The certificate is valid only to the item calibrated on date and place of calibration.

4. This Certification is traceable to the International System of Unit maintained at:-

-National Institute of Metrology Thailand (NIMT)

REVIEW BY	Siriluk P.
APPROVED BY	LL AL
NEXT CAL. DATE	9/9/22

Calibrated by : Pongsagorn Boonyaporn
Issue Date : 12 March 2021

Approved Signatory :

- ☐ Phalinee Prabpaipal
☒ Nuntawat Khamchai
☐ Pornthippa Tameyakul

B 0255805



Cert. No.: 21E818

Page.: 2 of 2

Result of calibration :- (*) Without adjustment () After adjustment

Function: DC voltage measurement **Range:** Autorange
Channel : 1

<u>Standard Value</u>	<u>UUC* Reading</u>	<u>Error</u>	<u>Uncertainty</u>
(mV)	(mV)	(mV)	(\pm μ V)
-200.0000	-200.1	-0.1	72
-100.0000	-100.1	-0.1	65
0.0000	-0.1	-0.1	58
100.0000	99.9	-0.1	65
200.0000	199.9	-0.1	72

Function: DC voltage measurement **Range:** Autorange
Channel : 2

<u>Standard Value</u>	<u>UUC* Reading</u>	<u>Error</u>	<u>Uncertainty</u>
(mV)	(mV)	(mV)	(\pm μ V)
-200.0000	-200.2	-0.2	72
-100.0000	-100.2	-0.2	65
0.0000	-0.2	-0.2	58
100.0000	99.9	-0.1	65
200.0000	199.9	-0.1	72

The reported uncertainty of measurement was based on a standard uncertainty multiplied by a coverage factor $k = 2$, providing a level of confidence of approximately 95 %

UUC* = Unit Under Calibration.

-o0o-

CERTIFICATE OF CALIBRATION

Certificate No: WS-01062021

Page 1 of 2 pages

Measurement Item : Cup anemometer with data logger.

Manufacturer : Data logger: Novalynx.
: Cup anemometer: Novalynx.

Model/Type : Data logger: WS-25DL.
: Cup anemometer: WS-02P.

Serial Number : Data logger: A4481.
: Cup anemometer: -

ID No : Data logger: BKK_FS0141.
: Cup anemometer: -

Customer : ALS laboratory group (Thailand) co., ltd.
: 104 Phatthanakan 40, Phatthanakan Rd, Khwaeng Suan Luang, Khet Suan Luang, Bangkok 10250
Thailand.

Test Conditions : Wind tunnel cross test section area 900 cm²
: Anemometer frontal area 100 cm²
: Diameter of mounting pipe - mm
: Blockage ratio of test object 0.111 [-]

Test Conditions : Air temperature 23.7 ±0.8 °C
: Air pressure 1010.3 ±0.4 hPa
: Relative air humidity 53.7 ±3.5 %RH

Calibration Procedure Calibration was carried out base on;
IEC 61400-12-1 ED.1: 2005-Power Performance Measurements of Electricity Producing Wind
Turbines;
MCASN&T Anemometer Calibration Procedure – Version 2: 2009;

Traceability This calibration documents the traceable to national standard, Which realize the unit of
measurements according to the international system of units (SI) through National Institute of
Metrology Thailand (NIMT).

Measurement Date : Jun 07, 2021.
Issued Date : Jun 07, 2021.

Calibrated by

- ☒ Mr. Sorawit Thachalad
☐ Miss Orathai Wiwatwittaya



Approved Signatory: _____

Mr. Parinya Booncharoen
Mr. Parinya Booncharoen
Technical Support
and Calibration Manager

Continuation of Certificate of Calibration Number

Certificate No: WS-01062021

Page 2 of 2 Pages

Result of calibration: ☒ Without adjustment ☐ With adjustment

Calibration in the range of 1 – 16 m/s at a calibration interval of 1 m/s.

The results of calibration and associated measurement uncertainties are reported in the table below.

V _{STD} Reading m/s	V _{UUC} * Reading m/s	Error (m/s)	Uncertainty (%)
2.065	2.0	-0.1	2.6
4.124	4.0	-0.1	1.2
5.99	6.0	0.0	1.01
8.00	8.0	0.0	0.74
9.99	10.1	0.1	0.60
11.96	12.2	0.2	0.67
14.02	14.4	0.4	0.45
16.03	16.6	0.6	0.36
15.01	15.3	0.3	2.8
12.99	13.3	0.3	0.41
10.99	11.2	0.2	0.53
9.01	9.3	0.3	1.2
7.05	7.0	0.0	0.77
5.121	5.0	-0.1	0.88
3.048	3.0	0.0	1.8
1.088	1.0	-0.1	5.3

UUC*: Unit Under Calibration

The reported expanded uncertainty is based on standard uncertainty multiplied by a coverage factor k=2 providing a level of confidence of approximately 95%

Appendix 1: Instrumentations

NO	Sensor	Manufacturer	Model/Type	Calibration Date	Certificate Report Number	Range
1	Pitot static	TESTO INC.	06352145	July 16, 2020	MW-0035-20	5 – 30 m/s
2	Precision Differential Pressure Meter	Zoglab	DPM2500	July 16, 2020	MW-0035-20	5 – 30 m/s
3	Air velocity transducer (hot wire)	TSI INC.	8455-12	July 20, 2020	MW-0036AA-20	0 – 5 m/s
4	Temperature	Zoglab	DSR-THP	March 30, 2021	CL-027-64	-30 – 70°C
5	Relative humidity	Zoglab	DSR-THP	March 30, 2021	RH-03032021	0 – 100 %RH
6	Atmospheric pressure	Zoglab	DSR-THP	March 30, 2021	BP-01032021	500 – 1100 hPa
7	Wind tunnel	ESSOM	MP330D	-	-	0 – 50 Hz

End of certificate of calibration



CERTIFICATE OF CALIBRATION

Certificate No.: WD-01062021

Page 1 of 2 pages

Measurement Item : Wind direction sensor with data logger.

Manufacturer : Data logger: Novalynx.
: Wind direction sensor: Novalynx.

Model/Type : Data logger: WS-25DL.
: Wind direction sensor: WS-02F.

Serial Number : Data logger: A4481.
: Wind direction sensor: -

ID No : Data logger: BKK_FS0141.
: Cup anemometer: -

Customer : ALS laboratory group (Thailand) Co.,Ltd.
104 Phatthanakan 40, Phatthanakan Rd., Khwaeng Suan Luang, Khet Suan Luang, Bangkok 10250
Thailand.

Environmental Condition:

The measurement was carried out in an ambient temperature of $(23 \pm 3)^{\circ}\text{C}$, and relative humidity of $(40 \pm 10)\%$.

Measurement Method:

The wind direction sensor calibration according to comparison method with reference angle measurement electronic theodolite and line laser is used for axis control. The measurement were taken at 45° intervals in clockwise and counterclockwise directions.

Note: The UUC was warmed up for 1 hour prior to the calibration being performed

Traceability:

The measurement results are traceable to the international system of units (SI) through Certificate No.: CC563-07-0045, Certificate No.: KWS63/0044.

Measurement Date : Jun 07, 2021.
Issued Date : Jun 07, 2021.

Performed by

- ☒ Mr. Sorawit Thachalad
☐ Miss Orathai Wiwatwittaya



Approved Signatory:



Mr. Parinya Booncharoen.
Technical Support
and Calibration Manager

Continuation of Certificate of Calibration Number

Certificate No: WD-01062021

Pages 2 of 2 pages

Result of calibration: ☐ Without adjustment ☒ With adjustment.

Calibration in the range of 0 – 360 ° at a calibration interval of 45°.

The results of calibration and associated measurement uncertainties are reported in table below.

NO	Turning Direction	Nominal Angle (°)	Standard Reading (°)	UUC* Reading (°)	Error (°)	Uncertainty ±(°)
1	Clockwise	0/360	0	0	0	3.0
2		45	45	42	-3	3.0
3		90	90	90	0	3.0
4		135	135	136	1	3.0
5		180	180	182	2	3.0
6		225	225	227	2	3.0
7		270	270	273	3	3.0
8		315	315	314	-1	3.0
9	Counter Clockwise	0/360	0	0	0	3.0
10		45	45	42	-3	3.0
11		90	90	90	0	3.0
12		135	135	136	1	3.0
13		180	180	182	2	3.0
14		225	225	227	2	3.0
15		270	270	273	3	3.0
16		315	315	314	-1	3.0

UUC*: Unit Under Calibration The reported expanded uncertainty is based on standard uncertainty multiplied by a coverage factor k=2 providing a level of confidence of approximately 95%

End of Certificate of Calibration





CONSOLE CONTROL UNIT CALIBRATION TEST REPORT

Calibration of Date : 12 Jan 22
Next Cal. Date : 12 Jul 22

Barometric Pressure (mm.Hg) : 760
Relative Humidity (%) : 58.3
Temperature (°C) : 25.0

Console Control Meter Data

Calibration No. : C-120122-RYG_FS0315
Dry Gas Meter No. : RYG_FS0315
Console Serial No. : 1706091
Console Model No. : XC-572-V

Reference Dry Gas Meter Data

Serial No. : 1607009
Model No. : DGM-SK25RM-QS8
Correction Factor (Yr) : 1.0060
Next Calibration Date : 8 Apr 22

ΔH (mm.H ₂ O)	\ominus Minutes	Reference Dry Gas Meter Calibration				Console Control ; Drygas Meter						Dry Gas Meter	Orifice
		Vr (Liters)			Tr (°C)	Vm (Liters)			Ti (°C)	To (°C)	Avg.Tm (°C)	Correction	Calibration
		Final	Initial	Total		Final	Initial	Total				Factor (Y)	Factor $\Delta H@$
15	12.30	150.00	0.00	150.00	27.0	1274534.0	1274390.0	144.00	27.0	27.0	27.0	1.0464	45.8249
25	9.45	150.00	0.00	150.00	30.0	1274689.0	1274545.0	144.00	28.0	28.0	28.0	1.0385	45.8355
50	6.73	150.00	0.00	150.00	30.0	1274843.0	1274700.0	143.00	28.0	28.0	28.0	1.0432	46.4941
80	5.22	150.00	0.00	150.00	30.0	1275003.0	1274860.0	143.00	30.0	30.0	30.0	1.0471	44.4583
120	4.27	150.00	0.00	150.00	30.0	1275163.0	1275020.0	143.00	30.0	30.0	30.0	1.0431	44.6230
											Avg.	1.0437	45.4472

Y : Ratio of reading of reference to dry gas meter : tolerance for individual values ± 0.02 from average .

$\Delta H@$: Orifice pressure differential that equates to 21.24 lm of air @ 25 C and 760 mm of mercury , mmH₂O ; tolerance for individual values ± 5.08 from average .

Procedure; 40 CFR 60,APP A,METH ,SEC 5.3 & 7

Calibrated by:

(Mr.Warawut Pubpa)

Field Scientist(3)

Approved by:

(Mr.Wichan Choonharat)

Manager



DIGITAL TEMPERATURE CALIBRATION DATA SHEET

Calibration Date :	12-Jan-22	Ambient Temperature (°C) :	24
Calibration sheet No. :	C-120122-RYG_FS0316	Relative Humidity (%) :	58.4

Digital Temperature ID	RYG_FS0316	Reference Temperature ID .	BKK_FS0609
Console Serial No. :	1706091	Serial No. :	7688004
Console Model :	XC-572-V	Model :	FLUKE 714
		Next Calibrate :	13 Jan 22

Location	Reference Temperature °C	Digital Temperature °C	Error °C	Remark
Stack	0	0	0	
	25	27	2	
	50	53	3	
	100	104	4	
	150	154	4	
	200	202	2	
	250	253	3	
	300	304	4	
	500	505	5	
	1000	1003	3	
	1200	1202	2	
Probe	100	104	4	
	125	129	4	
	150	154	4	
Oven	100	104	4	
	125	129	4	
	150	154	4	
Filter	100	104	4	
	125	129	4	
	150	154	4	
Exit	0	0	0	
	10	11	1	
	20	22	2	
Meter	0	0	0	
	25	27	2	
	50	52	2	
AUX	0	0	0	
	25	27	2	
	50	53	3	

Calibrated by :

(Mr.Warawut Pubpa)

Field Scientist (3)

Approved by :

Mr.Wichan Choonharat

Manager



PROBE NOZZLE DIAMETER CALIBRATION DATA SHEET

Calibration Date	12 Jan 22	Nozzle Set ID. :	RYG_FS0319
Calibration Sheet No. :	C-120122-RYG_FS0319	Vernier Caliper ID. :	BKK_FS0626

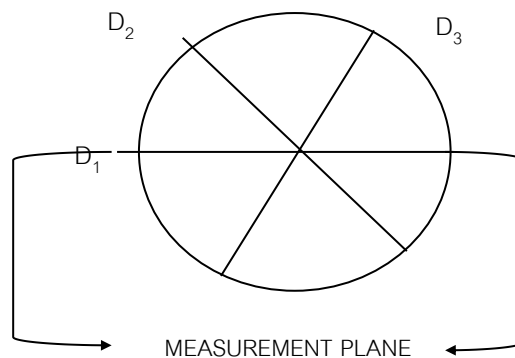
Nozzle ID #	Nozzle Diameter (cm.)			Hi - Lo ΔD	$(D_1 + D_2 + D_3) / 3$ D_{avg}
	D_1	D_2	D_3		
1	0.300	0.300	0.300	0.000	0.300
2	0.470	0.465	0.465	0.005	0.467
3	0.600	0.600	0.600	0.000	0.600
4	0.770	0.760	0.755	0.015	0.762
5	0.920	0.930	0.930	0.010	0.927
6	1.080	1.080	1.085	0.005	1.082
7	1.240	1.220	1.235	0.020	1.232
8	1.550	1.570	1.540	0.030	1.553

Where :

D_1, D_2, D_3 = Three different nozzle diameters at 60 degrees to each other, each measured the nearest 0.025 mm.

ΔD = Maximum distance between any two diameters, must be ≤ 0.100 mm.

D_{avg} = $(D_1 + D_2 + D_3) / 3$



Calibrated by

(Mr. Warawut Pubpa)

Field Scientist (3)

Approved by

(Mr. Wichan Choonharat)

Manager



Pitot Tube Calibration Data

Pitot Tube Identification Number : RYG_FS0320

Calibration Date : 12 Jan 22

Lab test duct Number : 258-1-13-01

Standard Pitot ID : BKK_FS0441

Calibration Sheet No. : C-120122-RYG_FS0320

Cp Standard : 0.99

Type S Pitot Tube Coefficient Data					
	Type s pitot tube Leg A,B	Standard pitot tube (ΔP , mm.H ₂ O)	Type s pitot tube (ΔP , mm.H ₂ O)	Cp (s) Leg A	Cp (s) Leg B
Test 1	A	12.00	16.60	0.842	-
	B	12.00	16.60	-	0.842
Test 2	A	12.00	16.60	0.842	-
	B	12.00	16.60	-	0.842
Test 3	A	12.00	16.60	0.842	-
	B	12.00	16.60	-	0.842
			\bar{C}_p	0.842	0.842

$$Cp(S) = Cp_{(std)} \sqrt{\frac{\Delta P(std)}{\Delta P(s)}}$$

$$| \bar{C}_{p(A)} - \bar{C}_{p(B)} | \text{ must BE } \leq 0.01$$

$$\text{Average deviation(A or B)} = \frac{\sum_i [Cp(s) - Cp(A \text{ or } B)]}{3} \text{ must BE } \leq 0.01$$

Calibrated by

(Mr.Warawut Pubpa)

Field Scientist (3)

Approved by

Mr.Wichan Choonharat

Manager



Pitot Tube Calibration Data

Pitot Tube Identification Number : RYG_FS0321

Calibration Date : 12 Jan 22

Lab test duct Number : 258-1-13-01

Standard Pitot ID : BKK_FS0441

Calibration Sheet No. : C-120122-RYG_FS0321

Cp Standard : 0.99

Type S Pitot Tube Coefficient Data					
	Type s pitot tube Leg A,B	Standard pitot tube (ΔP , mm.H ₂ O)	Type s pitot tube (ΔP , mm.H ₂ O)	Cp (s) Leg A	Cp (s) Leg B
Test 1	A	12.00	16.60	0.842	-
	B	12.00	16.60	-	0.842
Test 2	A	12.00	16.60	0.842	-
	B	12.00	16.60	-	0.842
Test 3	A	12.00	16.60	0.842	-
	B	12.00	16.60	-	0.842
			\bar{C}_p	0.842	0.842

$$Cp(S) = Cp_{(std)} \sqrt{\frac{\Delta P(std)}{\Delta P(s)}}$$

$$| \bar{C}_{p(A)} - \bar{C}_{p(B)} | \text{ must BE } \leq 0.01$$

$$\text{Average deviation(A or B)} = \frac{\sum_i [Cp(s) - Cp(A \text{ or } B)]}{3} \text{ must BE } \leq 0.01$$

Calibrated by

(Mr.Warawut Pubpa)

Field Scientist (3)

Approved by

Mr.Wichan Choonharat

Manager



DRY GAS METER CALIBRATION TEST REPORT

Calibration of Date : 12 Jan 22

Next Calibration Date : 12 Jul 22

Barometric Pressure (mm.Hg) : 760

Relative Humidity (%) : 58.0

Temperature (°C) : 25.0

Dry Gas Meter Data

Calibration sheet No.: C-120122-RYG_FS0317

Dry Gas Meter No.: RYG_FS0317

Console Serial No.: 1706003

Model No.: XC-62-CV

Reference Dry Gas Meter Data

Serial No. : 1607009

Model No. : DGM-SK25RM-QS8

Correction Factor (Yr) : 1.0060

Next Calibration Date : 8 Apr 22

Reference Dry Gas Meter Calibration				Dry Gas Meter						Dry Gas Meter
Vr (Liters)			Tr (°C)	Vm (Liters)			Ti (°C)	To (°C)	Avg. Tm (°C)	Correction
Final	Initial	Total		Final	Initial	Total				Factor (Y)
30.00	0.00	30.00	28.0	30.11	0.00	30.11	27.0	27.0	27.0	0.9990
30.00	0.00	30.00	28.0	30.10	0.00	30.10	28.0	28.0	28.0	1.0027
60.00	0.00	60.00	28.0	60.35	0.00	60.35	30.0	30.0	30.0	1.0068
60.00	0.00	60.00	28.0	60.20	0.00	60.20	30.0	30.0	30.0	1.0093
90.00	0.00	90.00	28.0	89.35	0.00	89.35	30.0	30.0	30.0	1.0201
90.00	0.00	90.00	28.0	89.00	0.00	89.00	31.0	31.0	31.0	1.0274
									Avg.	1.0109

Y = Ratio of reading of reference dry gas meter to dry gas meter ; tolerance for individual ± 0.02 from average.

Calibrate by :

Mr. Warawut Pubpa
Field Scientist (3)

Approved by :

Mr. Wichan Choonharat
Manager



DIGITAL TEMPERATURE CALIBRATION DATA SHEET

Calibration Date :	12 Jan 22	Ambient Temperature (°C) :	25
Calibration sheet No. :	C-120122-RYG_FS0317	Relative Humidity (%) :	58

Digital Temperature ID :	RYG_FS0317	Reference Temperature ID.	BKK_FS0609
Serial No. :	1706003	Serial No. :	7688004
Model :	XC-62-CV	Model :	FLUKE 714
		Next Calibrate :	13 Jan 22

Location	Reference Temperature °C	Digital Temperature °C	Error °C	Remark
Stack	0	0	0	
	25	25	0	
	50	50	0	
	100	100	0	
	150	151	1	
	200	201	1	
	250	251	1	
	300	301	1	
	500	501	1	
	1000	1002	2	
	1200	1203	3	
Probe	100	100	0	
	125	125	0	
	150	151	1	
Filter	100	100	0	
	125	125	0	
	150	151	1	
Exit	0	0	0	
	10	10	0	
	20	20	0	
Meter	0	0	0	
	25	25	0	
	50	50	0	
AUX	0	0	0	
	25	25	0	
	50	50	0	

Calibrated by

(Mr.Warawut Pubpa)

Field Scientist (3)

Approved by :

(Mr.Wichan Choonharat)

Manager



Rotameter Calibration Report

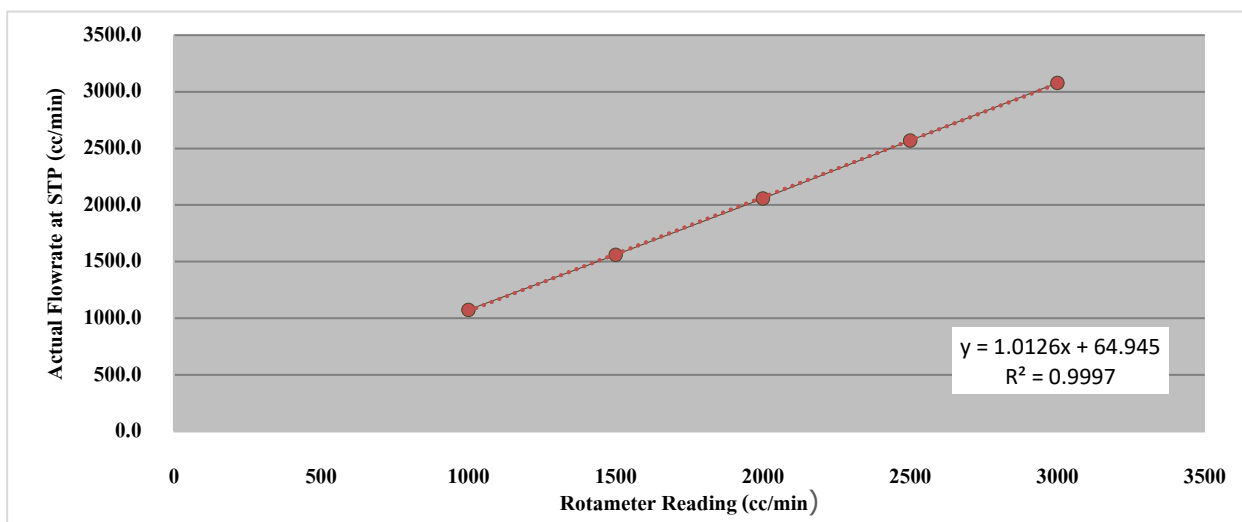
Calibration Date	: 12 Jan 22	Relative Humidity (%)	: 58.0
Rotameter ID	: RYG_FS0322	Barometric Pressure (mmHg)	: 760
Calibration Sheet No	: C-120122-RYG_FS0322	Temperature (°C)	: 25.0

Primary Equipment Data

Brand	: Bios	Model	: Defender 520 M
Serial No.	: 129958	ID	: RYG_FS0209

Calibration Data

Rotameter Reading(cc/min)	Actual Flowrate (cc/min)				Actual Flowrate at STP (cc/min)
	1	2	3	Avg.	
1000	1085.0	1073.0	1065.0	1074.3	1074.3
1500	1548.0	1566.0	1565.0	1559.7	1559.6
2000	2065.0	2054.0	2058.0	2059.0	2059.0
2500	2573.0	2569.0	2567.0	2569.7	2569.6
3000	3064.0	3089.0	3085.0	3079.3	3079.3



Calibrated by :

(Mr. Warawut Pubpa)

Field Scientist (3)

Approved By :

(Mr. Wichan Choonharat)

Manager



REVIEW BY	Autcharawan S.
APPROVED BY	Sarasat M.
NEXT CAL. DATE	12 / Jan / 23
	12 / Jan / 22

Certificate of Calibration

ICS-2100: Anion (ID#659)

This certificate is to verify that instrument below are calibrated

by Archemica Lab Co., Ltd.

ICS-2100 S/N: 15010977

AS-HV S/N: 5450A36659

For

ALS Laboratory Group (Thailand) Co., Ltd.



Operator Signature: _____

Date: Jan 12, 2022

(Mr.Thitipong Piromkripuk)

Applications Chemist



PENTA
CALIBRATION

PENTA CALIBRATION CO., LTD.

66/124 The Connect 33 Village Kanchanaphisek Road
Dokmai Prawet Bangkok 10250
Tel: +66 (0) 2069-9773
www.pentacal.com

Certificate of Calibration

Represent to Certificate of Calibration ,PTC/07/22099

Certificate No.:	PTC/07/22099	Page:	1 of 2
Equipment:	Digital Balance	Condition:	Normal
Manufacturer:	Sartorius	Serial No:	31709552
Model:	MSU224S-100-DU	ID No:	RYG_EN0003
Type of Balance:	Single interval		



Customer: ALS Laboratory Group (Thailand) Co.,Ltd.
616/10 Moo 5 T.Maenamkoo, A.Pluakdaeng,
Rayong 21140, Thailand

REVIEW BY Thanitall.
APPROVED BY D. [Signature]
NEXT CAL. DATE 23/03/23

Environment Condition: Temperature 23.9 °C ± 0.3 °C
Humidity 58.1 %RH ± 4.4 %RH
Air density 1.17 kg/m³

Calibration Place: ALS Laboratory Group (Thailand) Co.,Ltd.
616/10 Moo 5 T.Maenamkoo, A.Pluakdaeng,
Rayong 21140, Thailand

The Method used: In house method, PTC-WI-07, base on Euramet cg. 18

Traceability: This certificate is traceable to the SI Units through Thai Calibration Service Co.,Ltd.
, NSC-ONSC Accreditation No.: Calibration 0189

Date Received: March 23, 2022

Calibration Date: March 23, 2022

Issued Date: March 25, 2022

Calibration By: Mr. Rungroje Metakul



PENTA CALIBRATION CO.,LTD

[Signature]
(Mr.Kriangsak Kalasri)

Reviewed by

Approved By : [Signature]
(Mr. Keattisak Kerdto)

Laboratory Manager

This certificate is issued the units of measurement according to the International System of Units (SI). It provides traceability of measurement to international or national standard or other recognised national standard laboratories.

The measurement uncertainty stated is the expanded uncertainty which is obtained from the standard uncertainty multiplied by the coverage factor ($k=2$) to provide a level of confidence of approximately 95%. It is determined in accordance with the Guide to Expression of Uncertainty in Measurement (GUM). The effect that the results relate only to the items calibrated.

This calibration certificate shall not be reproduced except in full only, without written approval from penta calibration co., ltd



Represent to Certificate of Calibration ,PTC/07/22099

Certificate No.: PTC/07/22099

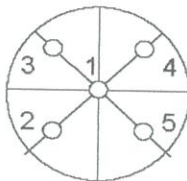
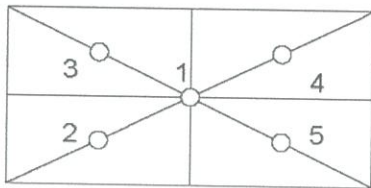
Page: 2 of 2

Measurement Results:

Without Adjustment :

Function Calibration: Non Adjustment

Eccentric Error: Weight to be 1/3 ,1/2 or of Maximum capacity



Eccentricity test 100 (g)

Position (g)				
1	2	3	4	5
0.0000	0.0000	-0.0001	-0.0001	0.0001
Maximum deviation:				0.0001

Repeatability Test : Weight to be $1/2 \leq L_1 \leq$ Maximum capacity

Determination of the standard deviation of weighing balance., Readability 0.0001 (g)

Nominal test value (g)	Standard Deviation
200	0.00007

Error of indication : from nominal value., Readability 0.0001 (g)

Nominal Value (g)	Conventional Mass (g)	Indication (g)	Correction of Balance (g)	Uncertainty (g)	k
0	0.00000	0.0000	0.0000	0.00020	2.65
0.01	0.01000	0.0099	0.0001	0.00020	2.43
0.1	0.10000	0.1000	0.0000	0.00020	2.43
0.5	0.50000	0.5000	0.0000	0.00020	2.43
1	1.00000	1.0000	0.0000	0.00020	2.43
5	5.00001	5.0000	0.0000	0.00020	2.43
10	10.00000	10.0000	0.0000	0.00020	2.43
20	20.00003	20.0000	0.0000	0.00020	2.43
50	50.00004	50.0000	0.0000	0.00021	2.32
100	100.00004	99.9999	0.0001	0.00022	2.17
200	200.00011	200.0000	0.0001	0.00027	2.05

Note: Weight of adjust - (g)

The End of Certificate



ROTA METER CALIBRATION RESULT JANUARY 2022

Rotameter ID.	Calibration Date	Regression Result	Coefficient (R ²)
BKK_FS0577	05 Jan 22	$Y = 0.9899x + 0.9112$	0.9999
BKK_FS0579	05 Jan 22	$Y = 1.007x - 0.0299$	1.0000
BKK_FS0583	05 Jan 22	$Y = 1.0513x + 1.869$	0.9967
BKK_FS0584	05 Jan 22	$Y = 1.0048x - 1.069$	1.0000
BKK_FS0585	05 Jan 22	$Y = 1.0076x - 1.1036$	0.9999
BKK_FS0586	05 Jan 22	$Y = 0.9933x + 3.2655$	1.0000
BKK_FS0587	05 Jan 22	$Y = 1.0401x - 17.457$	0.9996
BKK_FS0588	05 Jan 22	$Y = 1.0154x + 4.8357$	0.9999
BKK_FS0589	05 Jan 22	$Y = 0.9918x + 4.8069$	0.9999
BKK_FS0590	05 Jan 22	$Y = 0.9861x + 10.07$	0.9995
BKK_FS0591	05 Jan 22	$Y = 1.0117x - 92.415$	0.9995
BKK_FS0592	05 Jan 22	$Y = 1.0031x - 69.305$	0.9996
BKK_FS0593	05 Jan 22	$Y = 1.0131x - 98.198$	0.9996
BKK_FS0594	05 Jan 22	$Y = 1.0075x - 7.0829$	0.9999
BKK_FS0595	05 Jan 22	$Y = 1.0249x - 98.162$	0.9999
BKK_FS0596	05 Jan 22	$Y = 0.9843x - 26.806$	0.9991
BKK_FS0597	05 Jan 22	$Y = 1.0203x - 122.14$	0.9999
BKK_FS1004	04 Jan 22	$Y = 0.9651x + 19.648$	0.9989
BKK_FS1005	04 Jan 22	$Y = 1.0096x + 4.6643$	0.9997
BKK_FS1006	04 Jan 22	$Y = 1.2188x - 7.1214$	0.9994
BKK_FS1007	05 Jan 22	$Y = 1.0563x - 1.0912$	1.0000
BKK_FS1008	05 Jan 22	$Y = 0.9689x + 1.9061$	1.0000
BKK_FS1009	05 Jan 22	$Y = 1.0132x + 1.1633$	0.9960
BKK_FS1010	05 Jan 22	$Y = 1.0033x + 0.5758$	0.9999
BKK_FS1014	05 Jan 22	$Y = 1.0021x + 0.3148$	0.9998
BKK_FS1015	05 Jan 22	$Y = 0.9994x + 1.786$	1.0000
BKK_FS1016	05 Jan 22	$Y = 1.0105x - 80.256$	0.9998
BKK_FS1017	05 Jan 22	$Y = 0.9995x + 0.649$	1.0000
BKK_FS1018	05 Jan 22	$Y = 1.0011x + 1.1786$	1.0000
BKK_FS1019	05 Jan 22	$Y = 1.0023x - 68.424$	0.9996
BKK_FS1020	05 Jan 22	$Y = 0.9887x + 2.8844$	0.9999
BKK_FS1021	05 Jan 22	$Y = 0.9659x + 1.4905$	0.9978
BKK_FS1022	05 Jan 22	$Y = 1.022x - 17.957$	0.9997
BKK_FS1023	05 Jan 22	$Y = 1.0094x + 0.0717$	0.9999
BKK_FS1024	05 Jan 22	$Y = 1.0042x + 0.4086$	0.9997
BKK_FS1025	05 Jan 22	$Y = 1.0132x - 88.507$	0.9996
BKK_FS1026	05 Jan 22	$Y = 0.9902x + 0.9554$	1.0000
BKK_FS1027	05 Jan 22	$Y = 1.0086x - 2.279$	1.0000
BKK_FS1028	05 Jan 22	$Y = 1.0105x - 81.055$	0.9997



ROTA METER CALIBRATION RESULT JANUARY 2022

Rotameter ID.	Calibration Date	Regression Result	Coefficient (R ²)
BKK_FS1029	05 Jan 22	$Y = 0.9935x + 0.8234$	1.0000
BKK_FS1030	05 Jan 22	$Y = 1.0039x + 0.515$	0.9999
BKK_FS1031	05 Jan 22	$Y = 1.009x - 79.295$	0.9998
BKK_FS1039	04 Jan 22	$Y = 0.9916x + 6.1524$	0.9988
BKK_FS1040	04 Jan 22	$Y = 1.0133x - 10.177$	0.9985
BKK_FS1041	04 Jan 22	$Y = 1.0805x - 1.7381$	0.9998
BKK_FS1042	04 Jan 22	$Y = 1.0061x + 1.3405$	0.9994
BKK_FS1043	04 Jan 22	$Y = 1.0112x - 10.393$	0.9999
BKK_FS1044	04 Jan 22	$Y = 1.0495x - 1.0136$	0.9996
BKK_FS1161	05 Jan 22	$Y = 0.9812x + 15571$	1.0000
BKK_FS1162	05 Jan 22	$Y = 0.9932x + 5.0014$	0.9997
BKK_FS1163	05 Jan 22	$Y = 1.0082x - 82.062$	0.9998
BKK_FS1164	05 Jan 22	$Y = 0.9914x + 0.8427$	0.9997
BKK_FS1165	05 Jan 22	$Y = 0.9893x + 6.5919$	0.9998
BKK_FS1166	05 Jan 22	$Y = 1.0031x - 77.881$	0.9996
RYG_FS0197	04 Jan 22	$Y = 1.0068x + 1.7152$	0.9998
RYG_FS0198	04 Jan 22	$Y = 0.9986x + 18.196$	0.9995
RYG_FS0199	04 Jan 22	$Y = 1.1202x - 3.5782$	0.9999

Review By :

(Mr. Wichan Choonharat)

Enviro Field Services Manager

Approved By :

(Mr. Sarayuth Jittrantont)

Assistant General Manager

Sartorius (Thailand) Co., Ltd.

129 Rama 9 Road, Huaykwang, Huaykwang, Bangkok 10310

Tel: +66 2643 8361-6, e-mail: service.thailand@sartorius.com

**SARTORIUS**

Certificate

of Calibration

REVIEW BY	Thamita K.
APPROVED BY	D. [Signature]
NEXT CAL. DATE	6/5/22

Model Number : **MSE125P-100-DU**

Description : **Semi-micro Balance**

Serial Number : **33108993 (RYG_EN0004)**

Manufacturer : **Sartorius**

Certificate No. : **21BCI0164**

Issued Date : **Monday, May 10, 2021**

Reference No. : **501644**

Page No. : **1 Of 3**

Customer Name : **ALS Laboratory Group (Thailand) Co., Ltd.(Rayong Branch)**
616/10 Moo 5 T.Maenam Khu, A.Pluakdaeng, Rayong.21140, Thailand.

Calibrated Place : **ALS Laboratory Group (Thailand) Co., Ltd.(Balance Room)**
616/10 Moo 5 T.Maenam Khu, A.Pluakdaeng, Rayong.21140, Thailand.

Calibrated By : **Mr. Chonchai Inthana**

Calibration Date : **Thursday, May 06, 2021**

Calibration
 Procedure No. : **This calibration was conducted by**
Using in-house calibration procedure number (WI-003)
Based on UKAS LAB 14

Metrological data :

Capacity : **60 / 120** g Readability : **0.01/0.1** mg

Ambients Conditions:

Temperature : **21.4 °C** ± **5.0 °C**

Humidity : **50.0 % RH** ± **10.0 % RH**

Pressure : **—** ± **—**

Reasons for calibration

☐ New Installation ☐ Service / Repaired ☒ Re-calibration/ Maintenance

Equipment Condition: ☒ Good Operate ☐ Fair

Measurement Method UKAS Publication Ref :Lab 14

The measurement uncertainty stated is the expended uncertainty which is obtained from the standard uncertainty multiplied by the coverage factor (k=2) to provide a level of confidence of approximately 95%. It is determined in accordance with the Guide to Expression of Uncertainty in Measurement (GUM). The calibration certificate documents the traceability to National Standards, which realise the unit of measurement according to the International Standard System of Units (SI). Report of Tolerance came from list of Sartorius Metrological Specifications.

Traceability:

Model Number	Description	Traceability	Certificate No.	Due Date
YCS011-522-00	Sartorius weight set 1mg - 200g E2,YCS011-522-00	Sartorius	119934 D-K-19398-01-00	10-Sep-2021
MHB-382SD	Humidity/Barometer/Temp Lutron MHB-382SD	SPC-RT	C19203076	1-Sep-2021

This certificate relate and apply this equipment only.

This certificate may not be reproduced other than in full except with the prior written approval of the Verification Operation Division Sartorius (Thailand) Co., Ltd.

ISO17025-RF-015 26/03/2020 R2


 MrChonchai Inthana(Technical Manager)

S
T
A
M
P



Certificate

of Calibration

Model Number : **MSE125P-100-DU**
 Description : **Semi-micro Balance**
 Serial Number : **33108993 (RYG_EN0004)**
 Manufacturer : **Sartorius**

Certificate No. : **21BCI0164**
 Issued Date : **Monday, May 10, 2021**
 Reference No. : **501644**
 Page No. : **2 of 3**

Calibration Results : Without Adjustment

Repeatability

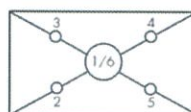
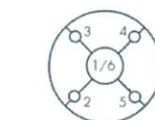
The reproducibility is the ability of a weighing instrument to display nearly identical readouts under constant test conditions when the same load within a measurement series is placed repeatedly on the weighing pan in the same manner. The standard deviation is used to express reproducibility quantitatively.

Nominal Value : (Low Load)	5.00002	50.00004
5 g	5.00001	50.00004
Tolerance	5.00001	50.00005
0.000015 g	5.00002	50.00004
	5.00002	50.00003
Nominal Value : (High Load)	5.00002	50.00003
50 g	5.00001	50.00003
Tolerance	5.00003	50.00004
0.000015 g	5.00001	50.00003
	5.00002	50.00004
Standard Deviation	0.000007	0.000007

Eccentricity (Off-center loading error)

The off-center loading error is yielded by the difference between the readout of the load, i.e. 1/3 or 1/4 of maximum capacity, placed in the middle of the weighing pan and between each of four additional measurement points (positions defined according to OIML R76).

Nominal value : 50 g
 Tolerance 0.00015 g



	Difference
1	—
2	0.00000
3	-0.00002
4	0.00000
5	-0.00002
6	—

Linearity

The linearity, also called linearity error. Describes the deviation of the characteristic curve of a weighing instrument from the linear slope.

Tolerance 0.00004 g

Nominal Value (g)	Conventional Mass Value (g)	Displayed Value (g)	Deviation (g)	Uncertainty (g)
0.01	0.00000	0.00000	0.00000	0.000016
0.05	0.05000	0.05000	0.00000	0.000016
0.1	0.10000	0.10000	0.00000	0.000017
0.5	0.50000	0.50000	0.00000	0.000018
1	1.00000	1.00000	0.00000	0.000019
5	5.00002	5.00002	0.00000	0.000024
10	10.00003	10.00003	0.00000	0.000047
20	20.00001	20.00002	0.00001	0.000089
40	40.00005	40.00004	-0.00001	0.000089
50	50.00005	50.00003	-0.00002	0.000089

Certificate

of Calibration

Model Number : MSE125P-100-DU

Description : Semi-micro Balance

Serial Number : 33108993 (RYG_EN0004)

Manufacturer : Sartorius

Certificate No. : 21BCI0164

Issued Date : Monday, May 10, 2021

Reference No. : 501644

Page No. : 3 of 3

Calibration Results : Without Adjustment

Repeatability

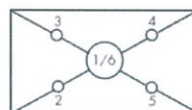
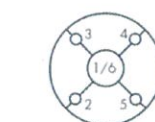
The reproducibility is the ability of a weighing instrument to display nearly identical readouts under constant test conditions when the same load within a measurement series is placed repeatedly on the weighing pan in the same manner. The standard deviation is used to express reproducibility quantitatively.

Nominal Value : (Low Load)	100.0000
g	100.0000
Tolerance	100.0000
0.000015 g	100.0000
	100.0000
	100.0000
Nominal Value : (High Load)	100.0000
100 g	100.0000
Tolerance	100.0000
0.000015 g	100.0000
	100.0000
	100.0001
Standard Deviation	0.00003

Eccentricity (Off-center loading error)

The off-center loading error is yielded by the difference between the readout of the load, i.e. 1/3 or 1/4 of maximum capacity, placed in the middle of the weighing pan and between each of four additional measurement points (positions defined according to OIML R76).

Nominal value : 50 g
Tolerance 0.00015 g



	Difference
1	—
2	—
3	—
4	—
5	—
6	—

Linearity

The linearity, also called linearity error. Describes the deviation of the characteristic curve of a weighing instrument from the linear slope.

Tolerance 0.0001 g

Nominal Value (g)	Conventional Mass Value (g)	Displayed Value (g)	Deviation (g)	Uncertainty (g)
65	65.0001	65.0001	0.0000	0.00016
70	70.0001	70.0001	0.0000	0.00016
75	75.0001	75.0001	0.0000	0.00016
80	80.0001	80.0001	0.0000	0.00016
85	85.0001	85.0001	0.0000	0.00016
90	90.0001	90.0000	-0.0001	0.00016
95	95.0001	95.0000	-0.0001	0.00017
100	100.0001	100.0000	-0.0001	0.00017
110	110.0001	110.0000	-0.0001	0.00026
120	120.0001	120.0000	-0.0001	0.00026

End of Report



Certificate of Calibration



Represent to Certificate of Calibration ,PTC/07/22104

Certificate No.:	PTC/07/22104	Page:	1 of 3
Equipment:	Digital Balance	Condition:	Normal
Manufacturer:	Sartorius	Serial No:	33108993
Model:	MSE125P-100-DU	ID No:	RYG_EN0004
Type of Balance:	Single interval		

Customer: ALS Laboratory Group (Thailand) Co.,Ltd.
 616/10 Moo 5 T.Maenamkoo, A.Pluakdaeng,
 Rayong 21140, Thailand

REVIEW BY Thanitall.
 APPROVED BY D. [Signature]
 NEXT CAL. DATE 23/03/23.

Environment Condition: Temperature 23.9 °C ± 0.3 °C
 Humidity 58.1 %RH ± 4.4 %RH
 Air density 1.17 kg/m³

Calibration Place: ALS Laboratory Group (Thailand) Co.,Ltd.
 616/10 Moo 5 T.Maenamkoo, A.Pluakdaeng,
 Rayong 21140, Thailand

The Method used: In house method, PTC-WI-07, base on Euramet cg. 18


Traceability: This certificate is traceable to the SI Units through Thai Calibration Service Co.,Ltd.
 , NSC-ONSC Accreditation No.: Calibration 0189

Date Received: March 23, 2022

Calibration Date: March 23, 2022

Issued Date: March 25, 2022

Calibration By: Mr. Rungroje Metakul



PENTA CALIBRATION CO.,LTD

(Mr.Kriangsak Kalasri)

Reviewed by

Approved By :

(Mr. Keattisak Kerdto)

Laboratory Manager

This certificate is issued the units of measurement according to the International System of Units (SI). It provides traceability of measurement to international or national standard or other recognised national standard laboratories.

The measurement uncertainty stated is the expanded uncertainty which is obtained from the standard uncertainty multiplied by the coverage factor ($k=2$) to provide a level of confidence of approximately 95%. It is determined in accordance with the Guide to Expression of Uncertainty in Measurement (GUM). The effect that the results relate only to the items calibrated.

This calibration certificate shall not be reproduced except in full only, without written approval from penta calibration co ., ltd



Represent to Certificate of Calibration ,PTC/07/22104

Certificate No.: PTC/07/22104

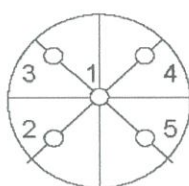
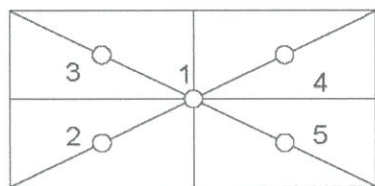
Page: 2 of 3

Measurement Results:

Without Adjustment :

Function Calibration: Non Adjustment

Eccentric Error: Weight to be 1/3 ,1/2 or of Maximum capacity



Eccentricity test 50 (g)

Position (g)				
1	2	3	4	5
0.00000	-0.00004	-0.00001	0.00000	0.00001
Maximum deviation:			0.00004	

Repeatability Test : Weight to be $1/2 \leq L_1 \leq$ Maximum capacity

Determination of the standard deviation of weighing balance., Readability 0.00001 (g)

Nominal test value (g)	Standard Deviation
50	0.000007

Error of indication : from nominal value., Readability 0.00001 (g)

Nominal Value (g)	Conventional Mass (g)	Indication (g)	Correction of Balance (g)	Uncertainty (g)	k
0	0.000000	0.00000	0.00000	0.000020	2.65
0.01	0.010001	0.01000	0.00000	0.000022	2.17
0.05	0.050002	0.04999	0.00001	0.000022	2.17
0.1	0.099999	0.09999	0.00001	0.000022	2.17
0.5	0.500001	0.50001	-0.00001	0.000022	2.17
1	1.000004	0.99999	0.00001	0.000022	2.14
2	1.999999	1.99999	0.00001	0.000022	2.14
5	5.000015	4.99999	0.00002	0.000023	2.14
10	10.000004	10.00000	0.00000	0.000024	2.10
20	20.000029	20.00000	0.00003	0.000032	2.00
50	50.000043	49.99999	0.00005	0.000069	2.00

Note: Weight of adjust - (g)



Represent to Certificate of Calibration ,PTC/07/22104

Certificate No.: PTC/07/22104

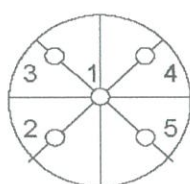
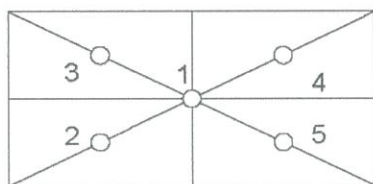
Page: 3 of 3

Measurement Results:

Without Adjustment :

Function Calibration: Non Adjustment

Eccentric Error: Weight to be 1/3 ,1/2 or of Maximum capacity



Eccentricity test 50 (g)

Position (g)				
1	2	3	4	5
0.0000	0.0000	0.0000	0.0000	0.0000
Maximum deviation:				0.0000

Repeatability Test : Weight to be $1/2 \leq L_1 \leq$ Maximum capacity

Determination of the standard deviation of weighing balance., Readability 0.0001 (g)

Nominal test value (g)	Standard Deviation
100	0.00000

Error of indication : from nominal value., Readability 0.0001 (g)

Nominal Value (g)	Conventional Mass (g)	Indication (g)	Correction of Balance (g)	Uncertainty (g)	k
65	65.00006	65.0000	0.0001	0.00013	2.00
70	70.00007	70.0000	0.0001	0.00013	2.00
75	75.00009	75.0000	0.0001	0.00014	2.00
80	80.00008	80.0000	0.0001	0.00014	2.00
85	85.00009	85.0000	0.0001	0.00015	2.00
90	90.00010	90.0000	0.0001	0.00015	2.00
95	95.00012	95.0000	0.0001	0.00016	2.00
100	100.00004	100.0000	0.0000	0.00014	2.00
110	110.00004	110.0000	0.0000	0.00015	2.00
120	120.00007	120.0000	0.0001	0.00016	2.00

Note: Weight of adjust - (g)

The End of Certificate

SITHIPORN ASSOCIATES CO.,LTD.

CALIBRATION LABORATORY

451-451/1 Sirinthorn Rd.,Bangbunru, Bangplud Bangkok 10700 THAILAND.
Tel.0-2435-8800 Fax.0-2433-1679 e-mail:cal-center@sithiphorn.com http://www.sithiphorn.com



NSC-TISI-TIS 17025
CALIBRATION 0394

Cert. No. : ACC21009

Pages : 1 of 3

Calibration Certificate

Equipment : SOUND CALIBRATOR
Manufacturer : RION
Model : NC-74
Serial No.: 34178123
ID No.: RYG_FS0215

Condition As Found : GOOD

Customer : ALS LABORATORY GROUP (THAILAND) CO., LTD.
104 PHATTHANAKAN 40, PHATTHANAKAN ROAD,
KHWAENG PHATTHANAKAN, KHET SUAN LUANG,
BANGKOK, 10250 THAILAND.

Location : -
Ambient Temperature : (23.0 \pm 3) °C
Pressure : (101.3 \pm 3) kPa
Relative Humidity : (50.0 \pm 20) %

Received Date : 05 AUGUST 2021
Calibration Date : 09 AUGUST 2021
Date of Issue : 11 AUGUST 2021

REVIEW BY	<i>Nathakorn</i>
APPROVED BY	<i>[Signature]</i>
NEXT CAL. DATE	9/8/22

Calibrated by : Nathakorn Pisutpaisan

Approved by :

T. Petchurai
(Thanakul Petchurai)

This certificate is issued in accordance with the requirements of ISO/IEC 17025 standard, may not be reproduced other than in full, except with the prior written approval of the head of Calibration Laboratory.

Continuation of Calibration Certificate

Cert. No. : ACC21009

Job No. : VC64AC0058

Pages : 2 of 3

Calibration Procedure : CP-AC-03

Calibration Method :

This equipment was calibrated by based on IEC-60942-2003 Standard.

The sound pressure level, frequency and total distortion of the sound calibrator was measured using the reference microphone.

Condition of this result of calibration :

1. Reference Standard Instruments :

<u>Instrument</u>	<u>Model</u>	<u>Serial No.</u>	<u>Cert. No.</u>	<u>Due Date</u>
Waveform Generator	33511B	MY52302742	EF-0011-21	10-Feb-22
Digital Multimeter	33461A	MY53220104	EEL.BP. 05/0264	10-Feb-22
Digital Multimeter	8846A	1997025	EEL.BP. 06/0264	05-Feb-22
Digital Multimeter	33461A	MY53220116	EEL.BP. 04/0264	10-Feb-22
Programmable Attenuator	MAT-1070	62100114	1500-07774E	08-Mar-22
Condenser Microphone	4180	2977900	AA-1008-21	05-Feb-22
Measuring Amplifier	NA-42KAI	34560495	AA-3003-21	16-Feb-22
Audio Analyzer	AVR-3360A	V744B6069	EF-0010-21	10-Feb-22

2. This result of calibration was found accurate as shown on date and place of calibration for this calibrated item only.

3. This certificate is traceable to the international system of unit maintained at :

3.1 National Institute of Metrology (Thailand).

3.2 Thailand Institute of Scientific and Technological Research (TISTR).

Continuation of Calibration Certificate

Cert. No. : ACC21009

Job No. : VC64AC0058

Pages : 3 of 3

Result of calibration :**1. Sound pressure level**

Specified sound pressure level (dB)	Measured value (dB)	Deviated value (dB)	Uncertainty (dB)	Tolerance limit (dB)
94	94.06	0.06	0.14	0.40

2. Frequency

Specified Frequency (Hz)	Measured value (Hz)	Deviated value (%)	Uncertainty (%)	Tolerance limit (%)
1000	1001.5	0.1	0.1	1.0

3. Total distortion

Measured value (%)	Uncertainty (%)	Tolerance limit (%)
1.67	0.10	3.0

The reported uncertainty is based on a standard uncertainty multiplied by coverage factor $k = 2$
or any value following calculation, providing a level of confidence of approximately 95 %

————— End of Calibration Certificate —————

SITHIPHORN ASSOCIATES CO.,LTD. CALIBRATION LABORATORY

451-451/1 Sirinthorn Rd.,Bangbumru, Bangplud Bangkok 10700 THAILAND.
Tel.0-2435-8800 Fax.0-2433-1679 e-mail:cal-center@sithiphorn.com http://www.sithiphorn.com



NSC-TISI-TIS 17025
CALIBRATION 0394

Cert. No. : ACL22030

Pages : 1 of 8

Calibration Certificate

Equipment : SOUND LEVEL METER
Manufacturer : RION
Model : NL-42/ Microphone UC-52 / Preamplifier NH-24
Serial No.: 01122607 / 145554 / 34373
ID No.: RYG_FS0019

Condition As Found : GOOD

Customer : ALS LABORATORY GROUP (THAILAND) CO., LTD.
104 PHATTHANAKAN 40, PHATTHANAKAN ROAD,
KHWANG PHATTHANAKAN, KHET SUAN LUANG,
BANGKOK, 10250 THAILAND.

Location : -
Ambient Temperature : (23.0 \pm 3) °C
Pressure : (101.3 \pm 3) kPa
Relative Humidity : (50.0 \pm 20) %

Received Date : 05 JANUARY 2022
Calibration Date : 10-12 JANUARY 2022
Date of Issue : 13 JANUARY 2022

REVIEW BY	<i>Nathakorn P.</i>
APPROVED BY	<i>[Signature]</i>
NEXT CAL. DATE	10/1/23

Calibrated by : Nathakorn Pisutpaisan

Approved by :

T. Petchurai
(Thanakul Petchurai)

This certificate is issued in accordance with the requirements of ISO/IEC 17025 standard, may not be reproduced other than in full, except with the prior written approval of the head of Calibration Laboratory.

Continuation of Calibration Certificate

Cert. No. : ACL22030

Job No. : VC65AC0040

Pages : 2 of 8

Calibration Procedure : CP-AC-01

Calibration Method :

This equipment was calibrated by based on IEC-61672-3 (2013) Standard for sound level meter (SLM).

The SLM had tests to Acoustical and Electrical signal tests of frequency weighting with Anechoic chamber and Reference Standard Instruments.

For tests results of each items were made by observation of each Instruments display and also with SLM's display.

Condition of this result of calibration :

1. Reference Standard Instruments :

<u>Instrument</u>	<u>Model</u>	<u>Serial No.</u>	<u>Cert. No.</u>	<u>Due Date</u>
Waveform Generator	33210A	MY48017076	EF-0012-21	10-Feb-22
Waveform Generator	33511B	MY52302742	EF-0011-21	10-Feb-22
Digital Multimeter	33461A	MY53220104	EEL.BP. 05/0264	10-Feb-22
Digital Multimeter	33461A	MY53220076	EEL.BP. 03/0264	08-Feb-22
Digital Multimeter	34461A	MY60024273	1-15180725251-1	15-Sep-22
Programmable Attenuator	MAT-1070	62100114	1500-07774E	08-Mar-22
Condenser Microphone	4180	2977900	AA-1008-21	05-Feb-22
Measuring Amplifier	NA-42KAI	34560495	AA-3003-21	16-Feb-22

2. This result of calibration was found accurate as shown on date and place of calibration for this calibrated item only.

3. This certificate is traceable to the international system of unit maintained at :

3.1 National Institute of Metrology (Thailand).

3.2 Thailand Institute of Scientific and Technological Research (TISTR).

Continuation of Calibration Certificate

Cert. No. : ACL22030

Job No. : VC65AC0040

Pages : 3 of 8

Summary of Measurement Result :

Parameter	Pass	Fail	Uncertainty (dB)	Maximum-permitted uncertainty of measurement (dB)
1. Absolute sensitivity	✓	-	0.2	N/A
2. Self-generated noise	✓	-	0.2	N/A
3. Acoustical signal tests of frequency weightings				
125 Hz	✓	-	0.3	0.6
1000 Hz	✓	-	0.3	0.6
8000 Hz	✓	-	0.3	0.7
4. Electrical signal tests of frequency weightings				
For 10 Hz to 4 kHz	✓	-	0.3	0.6
For > 4 kHz to 10 kHz	✓	-	0.3	0.7
For > 10 kHz to 20 kHz	-	-	-	1.0
5. Frequency and time weightings at 1 kHz	✓	-	0.2	0.2
6. Long - term stability	✓	-	0.1	0.1
7. Level linearity on the reference level range	✓	-	0.2	0.3
8. Level linearity including the level range control	✓	-	0.2	0.3
9. Tone burst response	✓	-	0.2	0.3
10. Peak C sound level	✓	-	0.2	0.35
11. Overload indication	✓	-	0.2	0.25
12. High level stability	✓	-	0.1	0.1

Continuation of Calibration Certificate

Cert. No. : ACL22030

Job No. : VC65AC0040

Pages : 4 of 8

Result of calibration :**1. Absolute sensitivity**

Reference Acoustic Signal (dB)	Measured Value (dB)	Deviation (dB)	Acceptance Limit (dB)
93.9 (93.96)	93.9	0.0	±0.3

2. Self-generated noise

2.1 Normal test

Measured Value (dB)
16.5

2.2 The microphone of the sound level meter was replaced by electrical signal input device.

Frequency Weighting	Measured value (dB)
A - weight	13.1
C - weight	19.4
Flat	24.8

3. Acoustical signal tests of frequency weightings

Meter free-field acoustic response at a level of 84 dB

Frequency (Hz)	Deviation from various frequency weighting response curve (dB)			
	Flat	C-weight	A-weight	Acceptance Limits
125	0.5	0.5	0.6	± 1.5
1000	0.0	0.0	0.0	± 1.0
8000	-1.7	-1.7	-1.6	±5.0

Continuation of Calibration Certificate

Cert. No. : ACL22030

Job No. : VC65AC0040

Pages : 5 of 8

4. Electrical signal tests of frequency weightings

Weighting network response with relative to 1 kHz.

Frequency (Hz)	Deviation from various frequency weighting response curve (dB)			
	Flat	C-weight	A-weight	Acceptance Limits
63	-0.1	-0.1	-0.1	±2.0
125	-0.1	0.0	0.0	±1.5
250	0.0	0.0	0.0	±1.5
500	0.0	0.0	-0.1	±1.5
1000	0.0	0.0	0.0	±1.0
2000	0.0	0.0	0.0	±2.0
4000	0.0	0.0	0.0	±3.0
8000	0.0	0.1	0.1	±5.0

5. Frequency and time weightings at 1 kHz

5.1 Frequency weightings at 1 kHz

Frequency Weighting	Measured Value (dB)	Deviated Value (dB)	Acceptance Limits (dB)
A - weight	94.0	0.0	-
C - weight	94.0	0.0	± 0.2
Flat	94.0	0.0	± 0.2

5.2 Time weighting at 1 kHz

Frequency Weighting	Measured Value (dB)	Deviated Value (dB)	Acceptance Limits (dB)
Fast	94.0	0.0	-
Slow	94.0	0.0	± 0.1
Leq	94.0	0.0	± 0.1

6. Long - term stability

Frequency Weighting	SLM Display at initial (dB)	SLM Display at final (dB)	Deviated Value (dB)	Acceptance Limits (dB)
A - weight	94.0	94.0	0.0	± 0.3

Continuation of Calibration Certificate

Cert. No. : ACL22030
Job No. : VC65AC0040
Pages : 6 of 8

7. Level linearity on the reference level range

Anticipated Value (dB)	Measured Value (dB)	Deviated Value (dB)	Acceptance Limits (dB)
137.0	137.0	0.0	± 1.1
136.0	136.0	0.0	± 1.1
135.0	135.0	0.0	± 1.1
134.0	134.0	0.0	± 1.1
133.0	133.0	0.0	± 1.1
132.0	132.0	0.0	± 1.1
131.0	131.0	0.0	± 1.1
129.0	129.0	0.0	± 1.1
124.0	124.0	0.0	± 1.1
119.0	119.0	0.0	± 1.1
114.0	114.0	0.0	± 1.1
109.0	109.0	0.0	± 1.1
104.0	104.0	0.0	± 1.1
99.0	99.0	0.0	± 1.1
94.0	94.0	0.0	± 1.1
89.0	89.0	0.0	± 1.1
84.0	84.1	0.1	± 1.1
79.0	79.0	0.0	± 1.1
74.0	74.1	0.1	± 1.1
69.0	69.1	0.1	± 1.1
64.0	64.0	0.0	± 1.1
59.0	59.1	0.1	± 1.1
54.0	54.0	0.0	± 1.1
49.0	49.0	0.0	± 1.1
44.0	44.0	0.0	± 1.1
39.0	39.0	0.0	± 1.1
34.0	34.0	0.0	± 1.1
30.0	30.0	0.0	± 1.1
29.0	29.0	0.0	± 1.1
28.0	28.0	0.0	± 1.1
27.0	26.9	-0.1	± 1.1
26.0	25.9	-0.1	± 1.1
25.0	24.9	-0.1	± 1.1

Continuation of Calibration Certificate

Cert. No. : ACL22030
Job No. : VC65AC0040
Pages : 7 of 8

8. Level linearity including the level range control

Range	Anticipated Value (dB)	Measured Value (dB)	Deviated Value (dB)	Acceptance Limits (dB)
Auto	94.0	94.0	0.0	±1.1

9. Tone burst response

Time Weighting	Tone burst duration, Tb (ms)	Cycle	Anticipated Value (dB)	Measured Value (dB)	Deviated Value (dB)	Acceptance Limits (dB)
Fast	0.25	1	108.0	107.9	-0.1	1.5 ; -5.0
	2	8	117.0	117.0	0.0	1.0 ; -2.5
	200	800	134.0	134.0	0.0	±1.0
Slow	2	8	108.0	108.0	0.0	1.5 ; -5.0
	200	800	127.6	127.6	0.0	±1.0
SEL	0.25	1	99.0	98.9	-0.1	1.5 ; -5.0
	2	8	108.0	108.0	0.0	1.0 ; -2.5
	200	800	128.0	128.0	0.0	±1.0

10. Peak C sound level

Number of cycle in test signal	Anticipated Value (dB)	Measured Value, Lcpeak (dB)	Deviated Value (dB)	Acceptance Limits (dB)
Continuous	133.0	133.0	0.0	-
One	136.4	136.3	-0.1	±3.0

Number of cycle in test signal	Anticipated Value (dB)	Measured Value (dB)	Deviated Value (dB)	Acceptance Limits (dB)
Continuous	133.0	133.0	0.0	-
Positive half cycle	135.4	135.1	-0.3	±2.0
Negative half cycle	135.4	135.1	-0.3	±2.0

Continuation of Calibration Certificate

Cert. No. : ACL22030

Job No. : VC65AC0040

Pages : 8 of 8

11. Overload indication

Measured value (dB)		Deviated Value (dB)	Acceptance Limits (dB)
Positive one-half cycle	Negative one-half cycle		
89.5	89.6	0.1	±1.5

12. High level stability

Frequency Weighting	SLM Display at initial (dB)	SLM Display at final (dB)	Deviated Value (dB)	Acceptance Limits (dB)
A - weight	137.0	137.0	0.0	±0.3

The reported uncertainty is based on a standard uncertainty multiplied by coverage factor $k = 2$
or any value following calculation, providing a level of confidence of approximately 95 %

End of Calibration Certificate

SITHIPHORN ASSOCIATES CO.,LTD.

CALIBRATION LABORATORY

451-451/1 Sirinthorn Rd.,Bangbumru, Bangplud Bangkok 10700 THAILAND.
Tel.0-2435-8800 Fax.0-2433-1679 e-mail:cal-center@sithiphorn.com http://www.sithiphorn.com



Cert. No. : ACL22031

Pages : 1 of 8

Calibration Certificate

Equipment : SOUND LEVEL METER
Manufacturer : RION
Model : NL-42/ Microphone UC-52 / Preamplifier NH-24
Serial No.: 01222716 / 143832 / 22763
ID No.: RYG_FS0020

Condition As Found : GOOD

Customer : ALS LABORATORY GROUP (THAILAND) CO., LTD.
104 PHATTHANAKAN 40, PHATTHANAKAN ROAD,
KHWANG PHATTHANAKAN, KHET SUAN LUANG,
BANGKOK, 10250 THAILAND.

Location : -
Ambient Temperature : (23.0 \pm 3) °C
Pressure : (101.3 \pm 3) kPa
Relative Humidity : (50.0 \pm 20) %

Received Date : 05 JANUARY 2022
Calibration Date : 10-12 JANUARY 2022
Date of Issue : 13 JANUARY 2022

REVIEW BY	Narakorn P.
APPROVED BY	[Signature]
NEXT CAL. DATE	10/1/23

Calibrated by : Nathakorn Pisutpaisan

Approved by :

[Signature]
(Thanakul Petchurai)

This certificate is issued in accordance with the requirements of ISO/IEC 17025 standard, may not be reproduced other than in full, except with the prior written approval of the head of Calibration Laboratory.

Continuation of Calibration Certificate

Cert. No. : ACL22031

Job No. : VC65AC0040

Pages : 2 of 8

Calibration Procedure : CP-AC-01

Calibration Method :

This equipment was calibrated by based on IEC-61672-3 (2013) Standard for sound level meter (SLM).

The SLM had tests to Acoustical and Electrical signal tests of frequency weighting with Anechoic chamber and Reference Standard Instruments.

For tests results of each items were made by observation of each Instruments display and also with SLM's display.

Condition of this result of calibration :

1. Reference Standard Instruments :

<u>Instrument</u>	<u>Model</u>	<u>Serial No.</u>	<u>Cert. No.</u>	<u>Due Date</u>
Waveform Generator	33210A	MY48017076	EF-0012-21	10-Feb-22
Waveform Generator	33511B	MY52302742	EF-0011-21	10-Feb-22
Digital Multimeter	33461A	MY53220104	EEL.BP. 05/0264	10-Feb-22
Digital Multimeter	33461A	MY53220076	EEL.BP. 03/0264	08-Feb-22
Digital Multimeter	34461A	MY60024273	1-15180725251-1	15-Sep-22
Programmable Attenuator	MAT-1070	62100114	1500-07774E	08-Mar-22
Condenser Microphone	4180	2977900	AA-1008-21	05-Feb-22
Measuring Amplifier	NA-42KAI	34560495	AA-3003-21	16-Feb-22

2. This result of calibration was found accurate as shown on date and place of calibration for this calibrated item only.

3. This certificate is traceable to the international system of unit maintained at :

3.1 National Institute of Metrology (Thailand).

3.2 Thailand Institute of Scientific and Technological Research (TISTR).

Continuation of Calibration Certificate

Cert. No. : ACL22031

Job No. : VC65AC0040

Pages : 3 of 8

Summary of Measurement Result :

Parameter	Pass	Fail	Uncertainty (dB)	Maximum-permitted uncertainty of measurement (dB)
1. Absolute sensitivity	✓	-	0.2	N/A
2. Self-generated noise	✓	-	0.2	N/A
3. Acoustical signal tests of frequency weightings				
125 Hz	✓	-	0.3	0.6
1000 Hz	✓	-	0.3	0.6
8000 Hz	✓	-	0.3	0.7
4. Electrical signal tests of frequency weightings				
For 10 Hz to 4 kHz	✓	-	0.3	0.6
For > 4 kHz to 10 kHz	✓	-	0.3	0.7
For > 10 kHz to 20 kHz	-	-	-	1.0
5. Frequency and time weightings at 1 kHz	✓	-	0.2	0.2
6. Long - term stability	✓	-	0.1	0.1
7. Level linearity on the reference level range	✓	-	0.2	0.3
8. Level linearity including the level range control	✓	-	0.2	0.3
9. Tone burst response	✓	-	0.2	0.3
10. Peak C sound level	✓	-	0.2	0.35
11. Overload indication	✓	-	0.2	0.25
12. High level stability	✓	-	0.1	0.1

Continuation of Calibration Certificate

Cert. No. : ACL22031

Job No. : VC65AC0040

Pages : 4 of 8

Result of calibration :**1. Absolute sensitivity**

Reference Acoustic Signal (dB)	Measured Value (dB)	Deviation (dB)	Acceptance Limit (dB)
93.9 (93.96)	93.9	0.0	±0.3

2. Self-generated noise

2.1 Normal test

Measured Value (dB)
14.6

2.2 The microphone of the sound level meter was replaced by electrical signal input device.

Frequency Weighting	Measured value (dB)
A - weight	12.6
C - weight	19.2
Flat	24.6

3. Acoustical signal tests of frequency weightings

Meter free-field acoustic response at a level of 84 dB

Frequency (Hz)	Deviation from various frequency weighting response curve (dB)			Acceptance Limits
	Flat	C-weight	A-weight	
125	0.7	0.7	0.7	± 1.5
1000	0.0	0.0	0.0	± 1.0
8000	-2.1	-2.0	-2.0	±5.0

Continuation of Calibration Certificate

Cert. No. : ACL22031

Job No. : VC65AC0040

Pages : 5 of 8

4. Electrical signal tests of frequency weightings

Weighting network response with relative to 1 kHz.

Frequency (Hz)	Deviation from various frequency weighting response curve (dB)			
	Flat	C-weight	A-weight	Acceptance Limits
63	0.0	0.0	-0.1	±2.0
125	0.0	0.0	0.0	±1.5
250	0.0	0.0	0.0	±1.5
500	0.0	0.1	0.0	±1.5
1000	0.0	0.0	0.0	±1.0
2000	0.0	0.1	0.0	±2.0
4000	0.0	0.0	0.0	±3.0
8000	0.0	0.1	0.1	±5.0

5. Frequency and time weightings at 1 kHz

5.1 Frequency weightings at 1 kHz

Frequency Weighting	Measured Value (dB)	Deviated Value (dB)	Acceptance Limits (dB)
A - weight	94.0	0.0	-
C - weight	94.0	0.0	± 0.2
Flat	94.0	0.0	± 0.2

5.2 Time weighting at 1 kHz

Frequency Weighting	Measured Value (dB)	Deviated Value (dB)	Acceptance Limits (dB)
Fast	94.0	0.0	-
Slow	94.0	0.0	± 0.1
Leq	94.0	0.0	± 0.1

6. Long - term stability

Frequency Weighting	SLM Display at initial (dB)	SLM Display at final (dB)	Deviated Value (dB)	Acceptance Limits (dB)
A - weight	94.0	94.0	0.0	± 0.3

Continuation of Calibration Certificate

Cert. No. : ACL22031

Job No. : VC65AC0040

Pages : 6 of 8

7. Level linearity on the reference level range

Anticipated Value (dB)	Measured Value (dB)	Deviated Value (dB)	Acceptance Limits (dB)
137.0	137.0	0.0	± 1.1
136.0	136.0	0.0	± 1.1
135.0	135.0	0.0	± 1.1
134.0	134.0	0.0	± 1.1
133.0	133.0	0.0	± 1.1
132.0	132.0	0.0	± 1.1
131.0	131.0	0.0	± 1.1
129.0	129.0	0.0	± 1.1
124.0	124.0	0.0	± 1.1
119.0	119.0	0.0	± 1.1
114.0	114.0	0.0	± 1.1
109.0	109.0	0.0	± 1.1
104.0	104.0	0.0	± 1.1
99.0	99.0	0.0	± 1.1
94.0	94.0	0.0	± 1.1
89.0	89.0	0.0	± 1.1
84.0	84.0	0.0	± 1.1
79.0	79.0	0.0	± 1.1
74.0	74.0	0.0	± 1.1
69.0	69.0	0.0	± 1.1
64.0	64.0	0.0	± 1.1
59.0	59.0	0.0	± 1.1
54.0	54.0	0.0	± 1.1
49.0	49.0	0.0	± 1.1
44.0	44.0	0.0	± 1.1
39.0	38.9	-0.1	± 1.1
34.0	34.0	0.0	± 1.1
30.0	29.9	-0.1	± 1.1
29.0	28.9	-0.1	± 1.1
28.0	27.9	-0.1	± 1.1
27.0	26.9	-0.1	± 1.1
26.0	25.9	-0.1	± 1.1
25.0	24.8	-0.2	± 1.1

Continuation of Calibration Certificate

Cert. No. : ACL22031
Job No. : VC65AC0040
Pages : 7 of 8

8. Level linearity including the level range control

Range	Anticipated Value (dB)	Measured Value (dB)	Deviated Value (dB)	Acceptance Limits (dB)
Auto	94.0	94.0	0.0	±1.1

9. Tone burst response

Time Weighting	Tone burst duration, Tb (ms)	Cycle	Anticipated Value (dB)	Measured Value (dB)	Deviated Value (dB)	Acceptance Limits (dB)
Fast	0.25	1	108.0	107.9	-0.1	1.5 ; -5.0
	2	8	117.0	117.0	0.0	1.0 ; -2.5
	200	800	134.0	134.1	0.1	±1.0
Slow	2	8	108.0	108.0	0.0	1.5 ; -5.0
	200	800	127.6	127.6	0.0	±1.0
SEL	0.25	1	99.0	98.9	-0.1	1.5 ; -5.0
	2	8	108.0	108.0	0.0	1.0 ; -2.5
	200	800	128.0	128.1	0.1	±1.0

10. Peak C sound level

Number of cycle in test signal	Anticipated Value (dB)	Measured Value, Lcpeak (dB)	Deviated Value (dB)	Acceptance Limits (dB)
Continuous	133.0	133.0	0.0	-
One	136.4	136.3	-0.1	±3.0

Number of cycle in test signal	Anticipated Value (dB)	Measured Value (dB)	Deviated Value (dB)	Acceptance Limits (dB)
Continuous	133.0	133.1	0.1	-
Positive half cycle	135.4	135.2	-0.2	±2.0
Negative half cycle	135.4	135.2	-0.2	±2.0

Continuation of Calibration Certificate

Cert. No. : ACL22031

Job No. : VC65AC0040

Pages : 8 of 8

11. Overload indication

Measured value (dB)		Deviated Value (dB)	Acceptance Limits (dB)
Positive one-half cycle	Negative one-half cycle		
89.6	89.6	0.0	±1.5

12. High level stability

Frequency Weighting	SLM Display at initial (dB)	SLM Display at final (dB)	Deviated Value (dB)	Acceptance Limits (dB)
A - weight	137.0	137.0	0.0	±0.3

The reported uncertainty is based on a standard uncertainty multiplied by coverage factor $k = 2$ or any value following calculation, providing a level of confidence of approximately 95 %

_____ **End of Calibration Certificate** _____

SITHIPHORN ASSOCIATES CO.,LTD. CALIBRATION LABORATORY

451-451/1 Sirinthorn Rd.,Bangbumru, Bangplud Bangkok 10700 THAILAND.
Tel.0-2435-8800 Fax.0-2433-1679 e-mail:cal-center@sithiphorn.com http://www.sithiphorn.com



Cert. No. : ACL21098

Pages : 1 of 8

Calibration Certificate

Equipment : SOUND LEVEL METER
Manufacturer : RION
Model : NL-42/ Microphone UC-52 / Preamplifier NH-24
Serial No.: 00472126 / 180410 / 88180
ID No.: RYG_FS0301

Condition As Found : GOOD

Customer : ALS LABORATORY GROUP (THAILAND) CO., LTD.
104 PHATTHANAKAN 40, PHATTHANAKAN ROAD,
KHWAENG PHATTHANAKAN, KHET SUAN LUANG,
BANGKOK, 10250 THAILAND.

Location : -
Ambient Temperature : (23.0 \pm 3) °C
Pressure : (101.3 \pm 3) kPa
Relative Humidity : (50.0 \pm 20) %

Received Date : 01 SEPTEMBER 2021
Calibration Date : 13-15 SEPTEMBER 2021
Date of Issue : 16 SEPTEMBER 2021

REVIEW BY	<i>Nathakorn P.</i>
APPROVED BY	<i>[Signature]</i>
NEXT CAL. DATE	13/9/22

Calibrated by : Nathakorn Pisutpaisan

Approved by :

[Signature]
(Thanakul Petchurai)

This certificate is issued in accordance with the requirements of ISO/IEC 17025 standard, may not be reproduced other than in full, except with the prior written approval of the head of Calibration Laboratory.

Continuation of Calibration Certificate

Cert. No. : ACL21098
Job No. : VC64AC0066
Pages : 2 of 8

Calibration Procedure : CP-AC-01

Calibration Method :

This equipment was calibrated by based on IEC-61672-3 (2013) Standard for sound level meter (SLM).

The SLM had tests to Acoustical and Electrical signal tests of frequency weighting with Anechoic chamber and Reference Standard Instruments.

For tests results of each items were made by observation of each Instruments display and also with SLM's display.

Condition of this result of calibration :

1. Reference Standard Instruments :

<u>Instrument</u>	<u>Model</u>	<u>Serial No.</u>	<u>Cert. No.</u>	<u>Due Date</u>
Waveform Generator	33210A	MY48017076	EF-0012-21	10-Feb-22
Waveform Generator	33511B	MY52302742	EF-0011-21	10-Feb-22
Digital Multimeter	33461A	MY53220104	EEL.BP. 05/0264	10-Feb-22
Digital Multimeter	33461A	MY53220076	EEL.BP. 03/0264	08-Feb-22
Digital Multimeter	8846A	1997025	EEL.BP. 06/0264	05-Feb-22
Programmable Attenuator	MAT-1070	62100114	1500-07774E	08-Mar-22
Condenser Microphone	4180	2977900	AA-1008-21	05-Feb-22
Measuring Amplifier	NA-42KAI	34560495	AA-3003-21	16-Feb-22

2. This result of calibration was found accurate as shown on date and place of calibration for this calibrated item only.

3. This certificate is traceable to the international system of unit maintained at :

3.1 National Institute of Metrology (Thailand).

3.2 Thailand Institute of Scientific and Technological Research (TISTR).

Continuation of Calibration Certificate

Cert. No. : ACL21098
Job No. : VC64AC0066
Pages : 3 of 8

Summary of Measurement Result :

Parameter	Pass	Fail	Uncertainty (dB)	Maximum-permitted uncertainty of measurement (dB)
1. Absolute sensitivity	✓	-	0.2	N/A
2. Self-generated noise	✓	-	0.2	N/A
3. Acoustical signal tests of frequency weightings				
125 Hz	✓	-	0.3	0.6
1000 Hz	✓	-	0.3	0.6
8000 Hz	✓	-	0.3	0.7
4. Electrical signal tests of frequency weightings				
For 10 Hz to 4 kHz	✓	-	0.3	0.6
For > 4 kHz to 10 kHz	✓	-	0.3	0.7
For > 10 kHz to 20 kHz	-	-	-	1.0
5. Frequency and time weightings at 1 kHz	✓	-	0.2	0.2
6. Long - term stability	✓	-	0.1	0.1
7. Level linearity on the reference level range	✓	-	0.2	0.3
8. Level linearity including the level range control	✓	-	0.2	0.3
9. Tone burst response	✓	-	0.2	0.3
10. Peak C sound level	✓	-	0.2	0.35
11. Overload indication	✓	-	0.2	0.25
12. High level stability	✓	-	0.1	0.1

Continuation of Calibration Certificate

Cert. No. : ACL21098

Job No. : VC64AC0066

Pages : 4 of 8

Result of calibration :

1. Absolute sensitivity

Reference Acoustic Signal (dB)	Measured Value (dB)	Deviation (dB)	Acceptance Limit (dB)
93.9 (93.96)	93.9	0.0	±0.3

2. Self-generated noise

2.1 Normal test

Measured Value (dB)
26.1

2.2 The microphone of the sound level meter was replaced by electrical signal input device.

Frequency Weighting	Measured value (dB)
A - weight	12.0
C - weight	18.4
Flat	23.9

3. Acoustical signal tests of frequency weightings

Meter free-field acoustic response at a level of 84 dB

Frequency (Hz)	Deviation from various frequency weighting response curve (dB)			Acceptance Limits
	Flat	C-weight	A-weight	
125	-1.6	-1.6	-1.6	± 1.5
1000	0.0	0.0	0.0	± 1.0
8000	0.4	0.5	0.5	±5.0

Continuation of Calibration Certificate

Cert. No. : ACL21098
Job No. : VC64AC0066
Pages : 5 of 8

4. Electrical signal tests of frequency weightings

Weighting network response with relative to 1 kHz.

Frequency (Hz)	Deviation from various frequency weighting response curve (dB)			
	Flat	C-weight	A-weight	Acceptance Limits
63	-0.1	-0.2	-0.1	±2.0
125	0.0	0.0	0.0	±1.5
250	0.0	0.0	-0.1	±1.5
500	0.0	0.0	-0.1	±1.5
1000	0.0	0.0	0.0	±1.0
2000	0.0	0.0	0.0	±2.0
4000	0.0	0.0	0.0	±3.0
8000	0.0	0.1	0.1	±5.0

5. Frequency and time weightings at 1 kHz

5.1 Frequency weightings at 1 kHz

Frequency Weighting	Measured Value (dB)	Deviated Value (dB)	Acceptance Limits (dB)
A - weight	94.0	0.0	-
C - weight	94.0	0.0	± 0.2
Flat	94.0	0.0	± 0.2

5.2 Time weighting at 1 kHz

Frequency Weighting	Measured Value (dB)	Deviated Value (dB)	Acceptance Limits (dB)
Fast	94.0	0.0	-
Slow	94.0	0.0	± 0.1
Leq	94.0	0.0	± 0.1

6. Long - term stability

Frequency Weighting	SLM Display at initial (dB)	SLM Display at final (dB)	Deviated Value (dB)	Acceptance Limits (dB)
A - weight	94.0	94.0	0.0	± 0.3

Continuation of Calibration Certificate

Cert. No. : ACL21098

Job No. : VC64AC0066

Pages : 6 of 8

7. Level linearity on the reference level range

Anticipated Value (dB)	Measured Value (dB)	Deviated Value (dB)	Acceptance Limits (dB)
137.0	137.0	0.0	± 1.1
136.0	136.0	0.0	± 1.1
135.0	135.0	0.0	± 1.1
134.0	134.0	0.0	± 1.1
133.0	133.0	0.0	± 1.1
132.0	132.0	0.0	± 1.1
131.0	131.0	0.0	± 1.1
129.0	129.0	0.0	± 1.1
124.0	124.0	0.0	± 1.1
119.0	119.0	0.0	± 1.1
114.0	114.0	0.0	± 1.1
109.0	109.0	0.0	± 1.1
104.0	104.0	0.0	± 1.1
99.0	99.0	0.0	± 1.1
94.0	94.0	0.0	± 1.1
89.0	89.1	0.1	± 1.1
84.0	84.1	0.1	± 1.1
79.0	79.1	0.1	± 1.1
74.0	74.1	0.1	± 1.1
69.0	69.1	0.1	± 1.1
64.0	64.1	0.1	± 1.1
59.0	59.1	0.1	± 1.1
54.0	54.0	0.0	± 1.1
49.0	49.1	0.1	± 1.1
44.0	44.0	0.0	± 1.1
39.0	39.1	0.1	± 1.1
34.0	34.0	0.0	± 1.1
30.0	30.1	0.1	± 1.1
29.0	29.1	0.1	± 1.1
28.0	28.1	0.1	± 1.1
27.0	27.2	0.2	± 1.1
26.0	26.2	0.2	± 1.1
25.0	25.2	0.2	± 1.1

Continuation of Calibration Certificate

Cert. No. : ACL21098

Job No. : VC64AC0066

Pages : 7 of 8

8. Level linearity including the level range control

Range	Anticipated Value (dB)	Measured Value (dB)	Deviated Value (dB)	Acceptance Limits (dB)
Auto	94.0	94.0	0.0	±1.1

9. Tone burst response

Time Weighting	Tone burst duration, Tb (ms)	Cycle	Anticipated Value (dB)	Measured Value (dB)	Deviated Value (dB)	Acceptance Limits (dB)
Fast	0.25	1	108.0	107.9	-0.1	1.5 ; -5.0
	2	8	117.0	117.0	0.0	1.0 ; -2.5
	200	800	134.0	134.0	0.0	±1.0
Slow	2	8	108.0	108.0	0.0	1.5 ; -5.0
	200	800	127.6	127.6	0.0	±1.0
SEL	0.25	1	99.0	98.9	-0.1	1.5 ; -5.0
	2	8	108.0	108.0	0.0	1.0 ; -2.5
	200	800	128.0	128.0	0.0	±1.0

10. Peak C sound level

Number of cycle in test signal	Anticipated Value (dB)	Measured Value, L _{peak} (dB)	Deviated Value (dB)	Acceptance Limits (dB)
Continuous	133.0	133.0	0.0	-
One	136.4	135.8	-0.6	±3.0

Number of cycle in test signal	Anticipated Value (dB)	Measured Value (dB)	Deviated Value (dB)	Acceptance Limits (dB)
Continuous	133.0	133.0	0.0	-
Positive half cycle	135.4	135.1	-0.3	±2.0
Negative half cycle	135.4	135.1	-0.3	±2.0

Continuation of Calibration Certificate

Cert. No. : ACL21098

Job No. : VC64AC0066

Pages : 8 of 8

11. Overload indication

Measured value (dB)		Deviated Value (dB)	Acceptance Limits (dB)
Positive one-half cycle	Negative one-half cycle		
89.5	89.5	0.0	±1.5

12. High level stability

Frequency Weighting	SLM Display at initial (dB)	SLM Display at final (dB)	Deviated Value (dB)	Acceptance Limits (dB)
A - weight	137.0	137.0	0.0	±0.3

The reported uncertainty is based on a standard uncertainty multiplied by coverage factor $k = 2$ or any value following calculation, providing a level of confidence of approximately 95 %

End of Calibration Certificate

Certificate No.: 0223SV21
Operation No.: CP2021050033

Certificate of Calibration

Equipment: Sound Level Meter

Manufacturer: RION

Model/Type: NL-42 (Meter), UC-52 (Microphone), NH-24 (Preamplifier)

Serial No.: 00472127 (Meter), 169440 (Microphone), 72461 (Preamplifier)

ID No.: RYG_FS0302

Customer: ALS Laboratory Group (Thailand) Co.,Ltd.

Address: 104 Phatthanakan 40, Phatthanakan Rd., Khwaeng Phatthanakan
Khet Suan Luang, Bangkok 10250 Thailand

Received Date: 28 May 2021

Calibrated Date: 2 - 9 June 2021

Issued Date: 11 June 2021

Calibrated by: Ms. Juntaporn Kunhakom

REVIEW BY	<i>Marakorn P.</i>
APPROVED BY	<i>[Signature]</i>
NEXT CAL. DATE	2/6/22

Approved by: _____

(Mr. Sittichai Swaksurijayvong)
Group Manager

สถาบันไฟฟ้าและอิเล็กทรอนิกส์
ELECTRICAL AND ELECTRONICS INSTITUTE

The reported uncertainty of measurement was based on standard uncertainty multiplied by a coverage factor $k = 2.00$, providing a level of confidence of approximately 95%. This certificate may not be reproduced other than in full except with the prior written approval of the Electrical and Electronics Institute, Foundation for Industrial Development.

Certificate No.: 0223SV21

Calibration Report

Equipment: Sound Level Meter
Manufacturer: RION
Model/Type: NL-42 (Meter), UC-52 (Microphone), NH-24 (Preamplifier)
Serial No.: 00472127 (Meter), 169440 (Microphone), 72461 (Preamplifier)
ID No.: RYG_FS0302
Ambient Temperature: (23 ± 2) °C
Relative Humidity: (50 ± 15) %
Pressure: (101.3 ± 1.5) kPa

Method of Calibration :-

IEC 61672-3:2013.

Condition of this result of calibration

1. Reference standards instrument :-

<u>Instrument</u>	<u>Model</u>	<u>Serial No.</u>	<u>Cert. No.</u>	<u>Due Date</u>
1) Standard microphone	4180	2787490	AA-1001-21	12 January 2022
2) Sine generator	1051	1501442	0151RF20	21 September 2021
3) Arbitrary Function Generator	AFG2021	C010063	0099RF20	17 June 2021
4) Programmable Attenuator	PA5	2913	EF-0017-21	1 April 2022
5) Programmable Attenuator	PA5	2755	EF-0034-20	10 November 2021
6) 6.5 Digit precision multimeter	8846A	9609027	0498EL20	10 August 2021
7) 6.5 Digit precision multimeter	8846A	9610014	0669EL20	27 October 2021
8) Pressure humidity and Temperature Transmitter	PTU301	L3950484	CL1-P210020 0176TE21	22 March 2022 1 April 2022

2. This result of calibration was found accurate as shown on date and place of calibration only.

3. This certification is traceable to the international system of unit maintained at :-

Reference standards instrument for Acoustic function

- National Institute of Metrology (Thailand)

Reference standards instrument for Electrical function

- National Institute of Metrology (Thailand)

- Electrical and Electronics Institute; ONSC Accredited Calibration No.0119

Result of Calibration:-

Function : 1. Indication at the calibration check frequency

Reference Acoustic Signal (dB)	Measured value (dB)	Deviation (dB)	Acceptance limits (dB)
94.0	94.0	0.0	±1.0

Note : Absolute sensitivity was established by the use of the Sound Calibrator RION Type NC-74 S/N : 34615278.

Certificate No.: 0223SV21

Calibration Report

Function : 2. Self-generated Noise

2.1 Microphone Installed

Measured value (dB)
15.4

2.2 Microphone replaced by the electrical input signal device

Frequency Weighting	Measured value (dB)
A-weighting	11.3
C-weighting	18.1
Z-weighting	23.4

Function : 3. Acoustical signal tests of frequency weightings (Without Windscreen)

Meter free-field acoustic response at a level of 84 dB.

Frequency (Hz)	Deviation from various Frequency Weighting Response Curve			
	C-Weighting (dB)	A-Weighting (dB)	Z-Weighting (dB)	Acceptance limits (dB)
125	0.2	0.6	0.1	±1.5
1000	0.0	0.0	0.0	±1.0
8000	-0.3	-0.3	-0.4	±5.0

Function : 4. Electrical signal tests of frequency weightings

Weighting network response with relative to 1 kHz.

Frequency (Hz)	Deviation from various Frequency Weighting Response Curve			
	C-Weighting (dB)	A-Weighting (dB)	Z-Weighting (dB)	Acceptance limits (dB)
63	-0.1	-0.1	0.0	±2.0
125	0.0	-0.2	0.0	±1.5
250	0.0	-0.1	0.0	±1.5
500	0.1	-0.1	0.0	±1.5
1000	0.0	0.0	0.0	±1.0
2000	0.0	0.2	0.0	±2.0
4000	0.0	0.0	0.0	±3.0
8000	0.0	0.0	0.0	±5.0

Function : 5. Frequency and time weighting at 1 kHz

5.1 Frequency weighting at 1 kHz

Frequency Weighting	Measured value (dB)	Deviated value (dB)	Acceptance limits (dB)
C-weighting	94.0	0.0	±0.2
A-weighting	94.0	0.0	±0.2
Z-weighting	94.0	0.0	±0.2

Certificate No.: 0223SV21

Calibration Report

5.2 Time weighting at 1 kHz

Time Weighting	Measured value (dB)	Deviated value (dB)	Acceptance limits (dB)
Fast	94.0	0.0	±0.1
Slow	94.0	0.0	±0.1
LAeq	94.0	0.0	±0.1

Function : 6. Long-Term Stability

Long-term stability over 30 minutes, with steady 1 kHz signal at reference level.

Time Period to Apply Signal (min)	Reference SPL (dB)	Record SPL at Conclusion of Time Period (dB)	Deviated value (dB)	Acceptance limits (dB)
30	94.0	94.0	0.0	±0.3

Function : 7. Level Linearity on the reference level range

7.1 Level Linearity on the reference level range, Upper

Anticipated Value (dB)	Measured value (dB)	Deviated value (dB)	Acceptance limits (dB)
94.0	94.0	0.0	±1.1
99.0	99.0	0.0	±1.1
104.0	104.0	0.0	±1.1
109.0	109.0	0.0	±1.1
114.0	114.0	0.0	±1.1
119.0	119.0	0.0	±1.1
124.0	124.0	0.0	±1.1
129.0	129.0	0.0	±1.1
130.0	130.0	0.0	±1.1
131.0	131.0	0.0	±1.1
132.0	132.0	0.0	±1.1
133.0	133.0	0.0	±1.1
134.0	134.0	0.0	±1.1
135.0	135.0	0.0	±1.1
136.0	136.0	0.0	±1.1
137.0	137.0	0.0	±1.1

7.2 Level Linearity on the reference level range, Lower

Anticipated Value (dB)	Measured value (dB)	Deviated value (dB)	Acceptance limits (dB)
94.0	94.0	0.0	±1.1
89.0	89.0	0.0	±1.1
84.0	84.0	0.0	±1.1
79.0	79.0	0.0	±1.1
74.0	74.0	0.0	±1.1
69.0	69.0	0.0	±1.1
64.0	64.0	0.0	±1.1
59.0	59.0	0.0	±1.1

Certificate No.: 0223SV21

Calibration Report

7.2 Level Linearity on the reference level range, Lower (Cont.)

Anticipated Value (dB)	Measured value (dB)	Deviated value (dB)	Acceptance limits (dB)
54.0	54.0	0.0	±1.1
49.0	49.0	0.0	±1.1
44.0	44.0	0.0	±1.1
39.0	39.0	0.0	±1.1
34.0	33.9	-0.1	±1.1
29.0	28.9	-0.1	±1.1
24.0	23.9	-0.1	±1.1

Function : 8. Tone burst response

Time Weighting	Tone burst duration, Tb (ms)	Measured value (dB)	Deviated value (dB)	Acceptance limits (dB)
Fast	200	126.0	0.0	±1.0
	2	109.0	0.0	+1.0 ; -2.5
	0.25	99.9	-0.1	+1.5 ; -5.0
Slow	200	119.6	0.0	±1.0
	2	100.0	0.0	+1.0 ; -5.0
LAE	200	120.0	0.0	±1.0
	2	100.0	0.0	+1.0 ; -2.5
	0.25	90.9	-0.1	+1.5 ; -5.0

Function : 9. Peak C sound level

Number of cycles in test signal	Anticipated Value (dB)	Measured value (dB)	Deviated value (dB)	Acceptance limits (dB)
Complete cycle	125.4	125.2	-0.2	±3.0
Positive half cycle	124.4	124.1	-0.3	±2.0
Negative half cycle	124.4	124.1	-0.3	±2.0

Function : 10. Overload indication

Measured value (dB)		Deviated value (dB)	Acceptance limits (dB)
Positive one-half cycle	Negative one-half cycle		
139.4	139.4	0.0	±1.5

Certificate No.: 0223SV21

Calibration Report

Function : 11. High-Level Stability

High-level stability over 5 minutes, with steady 1 kHz signal, 1 dB below upper boundary.

Time Period to Apply Signal (min)	Reference SPL (dB)	Record SPL at Conclusion of Time Period (dB)	Deviated value (dB)	Acceptance limits (dB)
5	129.0	129.0	0.0	±0.3

Uncertainty of measurement

Function	Uncertainty (dB)	Maximum-permitted uncertainty of measurement (dB)
1) Indication at the calibration check frequency	0.30	Not applicable
2) Self-generated Noise	0.10	Not applicable
3) Acoustical signal tests of frequency weightings - Free-field sound pressure response level	0.30	0.60 (10Hz to 4kHz) 0.70 (>4kHz to 10kHz)
4) Electrical signal tests of frequency weightings	0.20	0.20
5) Frequency and time weighting at 1 kHz	0.20	0.20
6) Long-Term Stability	0.10	0.10
7) Level Linearity on the reference level range	0.30	0.30
8) Tone burst response	0.20	0.30
9) Peak C sound level	0.20	0.35
10) Overload indication	0.20	0.25
11) High-Level Stability	0.10	0.10

Remarks: 1. The acceptance limit is for the deviated value.
2. Acceptance limits was IEC61672-3:2013 Class 2.

-- End of Report --

SITHIPHORN ASSOCIATES CO.,LTD.

CALIBRATION LABORATORY



451-451/1 Sirinthorn Rd., Bangbunru, Bangplud Bangkok 10700 THAILAND.
Tel.0-2435-8800 Fax.0-2433-1679 e-mail:cal-center@sithiphorn.com http://www.sithiphorn.com

NSC-TISI-TIS 17025
CALIBRATION 0394

Cert. No. : ACC22001

Pages : 1 of 3

Calibration Certificate

Equipment : SOUND CALIBRATOR
Manufacturer : RION
Model : NC-75
Serial No.: 35002736
ID No.: - RY60496

Condition As Found : GOOD

Customer : ALS LABORATORY GROUP (THAILAND) CO., LTD.
104 PHATTHANAKAN 40, PHATTHANAKAN ROAD,
KHWANG PHATTHANAKAN, KHET SUAN LUANG,
BANGKOK, 10250 THAILAND.

Location : -
Ambient Temperature : (23.0 \pm 3) °C
Pressure : (101.3 \pm 3) kPa
Relative Humidity : (50.0 \pm 20) %

Received Date : 05 JANUARY 2022
Calibration Date : 10 JANUARY 2022
Date of Issue : 13 JANUARY 2022

REVIEW BY	Narakorn P.
APPROVED BY	[Signature]
NEXT CAL. DATE	10/1/23

Calibrated by : Nathakorn Pisutpaisan

Approved by :

[Signature]
(Thanakul Petchurai)

This certificate is issued in accordance with the requirements of ISO/IEC 17025 standard, may not be reproduced other than in full, except with the prior written approval of the head of Calibration Laboratory.

Continuation of Calibration Certificate

Cert. No. : ACC22001

Job No. : VC65AC0040

Pages : 2 of 3

Calibration Procedure : CP-AC-03

Calibration Method :

This equipment was calibrated by based on IEC-60942-2003 Standard.

The sound pressure level, frequency and total distortion of the sound calibrator was measured using the reference microphone.

Condition of this result of calibration :

1. Reference Standard Instruments :

<u>Instrument</u>	<u>Model</u>	<u>Serial No.</u>	<u>Cert. No.</u>	<u>Due Date</u>
Waveform Generator	33511B	MY52302742	EF-0011-21	10-Feb-22
Digital Multimeter	33461A	MY53220104	EEL.BP. 05/0264	10-Feb-22
Digital Multimeter	33461A	MY53220076	EEL.BP. 03/0264	08-Feb-22
Digital Multimeter	33461A	MY60024273	1-15180725251-1	15-Sep-22
Programmable Attenuator	MAT-1070	62100114	1500-07774E	08-Mar-22
Condenser Microphone	4180	2977900	AA-1008-21	05-Feb-22
Measuring Amplifier	NA-42KAI	34560495	AA-3003-21	16-Feb-22
Audio Analyzer	AVR-3360A	V744B6069	EF-0010-21	10-Feb-22

2. This result of calibration was found accurate as shown on date and place of calibration for this calibrated item only.

3. This certificate is traceable to the international system of unit maintained at :

3.1 National Institute of Metrology (Thailand).

3.2 Thailand Institute of Scientific and Technological Research (TISTR).

Continuation of Calibration Certificate

Cert. No. : ACC22001

Job No. : VC65AC0040

Pages : 3 of 3

Result of calibration :**1. Sound pressure level**

Specified sound pressure level (dB)	Measured value (dB)	Deviated value (dB)	Uncertainty (dB)	Tolerance limit (dB)
94	93.99	-0.01	0.14	0.40

2. Frequency

Specified Frequency (Hz)	Measured value (Hz)	Deviated value (%)	Uncertainty (%)	Tolerance limit (%)
1000	1000.0	0.0	0.1	1.0

3. Total distortion

Measured value (%)	Uncertainty (%)	Tolerance limit (%)
0.28	0.10	3.0

The reported uncertainty is based on a standard uncertainty multiplied by coverage factor $k = 2$ or any value following calculation, providing a level of confidence of approximately 95 %

End of Calibration Certificate

SITHIPHORN ASSOCIATES CO.,LTD. CALIBRATION LABORATORY

451-451/1 Sirinthorn Rd.,Bangbumru, Bangplud Bangkok 10700 THAILAND.
Tel.0-2435-8800 Fax.0-2433-1679 e-mail:cal-center@sithiphorn.com http://www.sithiphorn.com



Cert. No. : ACL22031

Pages : 1 of 8

Calibration Certificate

Equipment : SOUND LEVEL METER
Manufacturer : RION
Model : NL-42/ Microphone UC-52 / Preamplifier NH-24
Serial No.: 01222716 / 143832 / 22763
ID No.: RYG_FS0020

Condition As Found : GOOD

Customer : ALS LABORATORY GROUP (THAILAND) CO., LTD.
104 PHATTHANAKAN 40, PHATTHANAKAN ROAD,
KHWANG PHATTHANAKAN, KHET SUAN LUANG,
BANGKOK, 10250 THAILAND.

Location : -
Ambient Temperature : (23.0 \pm 3) °C
Pressure : (101.3 \pm 3) kPa
Relative Humidity : (50.0 \pm 20) %

Received Date : 05 JANUARY 2022
Calibration Date : 10-12 JANUARY 2022
Date of Issue : 13 JANUARY 2022

REVIEW BY	Narakorn P.
APPROVED BY	[Signature]
NEXT CAL. DATE	10/1/23

Calibrated by : Nathakorn Pisutpaisan

Approved by :

[Signature]
(Thanakul Petchurai)

This certificate is issued in accordance with the requirements of ISO/IEC 17025 standard, may not be reproduced other than in full, except with the prior written approval of the head of Calibration Laboratory.

Continuation of Calibration Certificate

Cert. No. : ACL22031

Job No. : VC65AC0040

Pages : 2 of 8

Calibration Procedure : CP-AC-01

Calibration Method :

This equipment was calibrated by based on IEC-61672-3 (2013) Standard for sound level meter (SLM).

The SLM had tests to Acoustical and Electrical signal tests of frequency weighting with Anechoic chamber and Reference Standard Instruments.

For tests results of each items were made by observation of each Instruments display and also with SLM's display.

Condition of this result of calibration :

1. Reference Standard Instruments :

<u>Instrument</u>	<u>Model</u>	<u>Serial No.</u>	<u>Cert. No.</u>	<u>Due Date</u>
Waveform Generator	33210A	MY48017076	EF-0012-21	10-Feb-22
Waveform Generator	33511B	MY52302742	EF-0011-21	10-Feb-22
Digital Multimeter	33461A	MY53220104	EEL.BP. 05/0264	10-Feb-22
Digital Multimeter	33461A	MY53220076	EEL.BP. 03/0264	08-Feb-22
Digital Multimeter	34461A	MY60024273	1-15180725251-1	15-Sep-22
Programmable Attenuator	MAT-1070	62100114	1500-07774E	08-Mar-22
Condenser Microphone	4180	2977900	AA-1008-21	05-Feb-22
Measuring Amplifier	NA-42KAI	34560495	AA-3003-21	16-Feb-22

2. This result of calibration was found accurate as shown on date and place of calibration for this calibrated item only.

3. This certificate is traceable to the international system of unit maintained at :

3.1 National Institute of Metrology (Thailand).

3.2 Thailand Institute of Scientific and Technological Research (TISTR).

Continuation of Calibration Certificate

Cert. No. : ACL22031

Job No. : VC65AC0040

Pages : 3 of 8

Summary of Measurement Result :

Parameter	Pass	Fail	Uncertainty (dB)	Maximum-permitted uncertainty of measurement (dB)
1. Absolute sensitivity	✓	-	0.2	N/A
2. Self-generated noise	✓	-	0.2	N/A
3. Acoustical signal tests of frequency weightings				
125 Hz	✓	-	0.3	0.6
1000 Hz	✓	-	0.3	0.6
8000 Hz	✓	-	0.3	0.7
4. Electrical signal tests of frequency weightings				
For 10 Hz to 4 kHz	✓	-	0.3	0.6
For > 4 kHz to 10 kHz	✓	-	0.3	0.7
For > 10 kHz to 20 kHz	-	-	-	1.0
5. Frequency and time weightings at 1 kHz	✓	-	0.2	0.2
6. Long - term stability	✓	-	0.1	0.1
7. Level linearity on the reference level range	✓	-	0.2	0.3
8. Level linearity including the level range control	✓	-	0.2	0.3
9. Tone burst response	✓	-	0.2	0.3
10. Peak C sound level	✓	-	0.2	0.35
11. Overload indication	✓	-	0.2	0.25
12. High level stability	✓	-	0.1	0.1

Continuation of Calibration Certificate

Cert. No. : ACL22031

Job No. : VC65AC0040

Pages : 4 of 8

Result of calibration :**1. Absolute sensitivity**

Reference Acoustic Signal (dB)	Measured Value (dB)	Deviation (dB)	Acceptance Limit (dB)
93.9 (93.96)	93.9	0.0	±0.3

2. Self-generated noise

2.1 Normal test

Measured Value (dB)
14.6

2.2 The microphone of the sound level meter was replaced by electrical signal input device.

Frequency Weighting	Measured value (dB)
A - weight	12.6
C - weight	19.2
Flat	24.6

3. Acoustical signal tests of frequency weightings

Meter free-field acoustic response at a level of 84 dB

Frequency (Hz)	Deviation from various frequency weighting response curve (dB)			Acceptance Limits
	Flat	C-weight	A-weight	
125	0.7	0.7	0.7	± 1.5
1000	0.0	0.0	0.0	± 1.0
8000	-2.1	-2.0	-2.0	±5.0

Continuation of Calibration Certificate

Cert. No. : ACL22031

Job No. : VC65AC0040

Pages : 5 of 8

4. Electrical signal tests of frequency weightings

Weighting network response with relative to 1 kHz.

Frequency (Hz)	Deviation from various frequency weighting response curve (dB)			
	Flat	C-weight	A-weight	Acceptance Limits
63	0.0	0.0	-0.1	±2.0
125	0.0	0.0	0.0	±1.5
250	0.0	0.0	0.0	±1.5
500	0.0	0.1	0.0	±1.5
1000	0.0	0.0	0.0	±1.0
2000	0.0	0.1	0.0	±2.0
4000	0.0	0.0	0.0	±3.0
8000	0.0	0.1	0.1	±5.0

5. Frequency and time weightings at 1 kHz

5.1 Frequency weightings at 1 kHz

Frequency Weighting	Measured Value (dB)	Deviated Value (dB)	Acceptance Limits (dB)
A - weight	94.0	0.0	-
C - weight	94.0	0.0	± 0.2
Flat	94.0	0.0	± 0.2

5.2 Time weighting at 1 kHz

Frequency Weighting	Measured Value (dB)	Deviated Value (dB)	Acceptance Limits (dB)
Fast	94.0	0.0	-
Slow	94.0	0.0	± 0.1
Leq	94.0	0.0	± 0.1

6. Long - term stability

Frequency Weighting	SLM Display at initial (dB)	SLM Display at final (dB)	Deviated Value (dB)	Acceptance Limits (dB)
A - weight	94.0	94.0	0.0	± 0.3

Continuation of Calibration Certificate

Cert. No. : ACL22031

Job No. : VC65AC0040

Pages : 6 of 8

7. Level linearity on the reference level range

Anticipated Value (dB)	Measured Value (dB)	Deviated Value (dB)	Acceptance Limits (dB)
137.0	137.0	0.0	± 1.1
136.0	136.0	0.0	± 1.1
135.0	135.0	0.0	± 1.1
134.0	134.0	0.0	± 1.1
133.0	133.0	0.0	± 1.1
132.0	132.0	0.0	± 1.1
131.0	131.0	0.0	± 1.1
129.0	129.0	0.0	± 1.1
124.0	124.0	0.0	± 1.1
119.0	119.0	0.0	± 1.1
114.0	114.0	0.0	± 1.1
109.0	109.0	0.0	± 1.1
104.0	104.0	0.0	± 1.1
99.0	99.0	0.0	± 1.1
94.0	94.0	0.0	± 1.1
89.0	89.0	0.0	± 1.1
84.0	84.0	0.0	± 1.1
79.0	79.0	0.0	± 1.1
74.0	74.0	0.0	± 1.1
69.0	69.0	0.0	± 1.1
64.0	64.0	0.0	± 1.1
59.0	59.0	0.0	± 1.1
54.0	54.0	0.0	± 1.1
49.0	49.0	0.0	± 1.1
44.0	44.0	0.0	± 1.1
39.0	38.9	-0.1	± 1.1
34.0	34.0	0.0	± 1.1
30.0	29.9	-0.1	± 1.1
29.0	28.9	-0.1	± 1.1
28.0	27.9	-0.1	± 1.1
27.0	26.9	-0.1	± 1.1
26.0	25.9	-0.1	± 1.1
25.0	24.8	-0.2	± 1.1

Continuation of Calibration Certificate

Cert. No. : ACL22031

Job No. : VC65AC0040

Pages : 7 of 8

8. Level linearity including the level range control

Range	Anticipated Value (dB)	Measured Value (dB)	Deviated Value (dB)	Acceptance Limits (dB)
Auto	94.0	94.0	0.0	±1.1

9. Tone burst response

Time Weighting	Tone burst duration, Tb (ms)	Cycle	Anticipated Value (dB)	Measured Value (dB)	Deviated Value (dB)	Acceptance Limits (dB)
Fast	0.25	1	108.0	107.9	-0.1	1.5 ; -5.0
	2	8	117.0	117.0	0.0	1.0 ; -2.5
	200	800	134.0	134.1	0.1	±1.0
Slow	2	8	108.0	108.0	0.0	1.5 ; -5.0
	200	800	127.6	127.6	0.0	±1.0
SEL	0.25	1	99.0	98.9	-0.1	1.5 ; -5.0
	2	8	108.0	108.0	0.0	1.0 ; -2.5
	200	800	128.0	128.1	0.1	±1.0

10. Peak C sound level

Number of cycle in test signal	Anticipated Value (dB)	Measured Value, Lcpeak (dB)	Deviated Value (dB)	Acceptance Limits (dB)
Continuous	133.0	133.0	0.0	-
One	136.4	136.3	-0.1	±3.0

Number of cycle in test signal	Anticipated Value (dB)	Measured Value (dB)	Deviated Value (dB)	Acceptance Limits (dB)
Continuous	133.0	133.1	0.1	-
Positive half cycle	135.4	135.2	-0.2	±2.0
Negative half cycle	135.4	135.2	-0.2	±2.0

Continuation of Calibration Certificate

Cert. No. : ACL22031

Job No. : VC65AC0040

Pages : 8 of 8

11. Overload indication

Measured value (dB)		Deviated Value (dB)	Acceptance Limits (dB)
Positive one-half cycle	Negative one-half cycle		
89.6	89.6	0.0	±1.5

12. High level stability

Frequency Weighting	SLM Display at initial (dB)	SLM Display at final (dB)	Deviated Value (dB)	Acceptance Limits (dB)
A - weight	137.0	137.0	0.0	±0.3

The reported uncertainty is based on a standard uncertainty multiplied by coverage factor $k = 2$ or any value following calculation, providing a level of confidence of approximately 95 %

_____ **End of Calibration Certificate** _____

SITHIPORN ASSOCIATES CO.,LTD. CALIBRATION LABORATORY

451-451/1 Sirinthorn Rd.,Bangbumru, Bangplud Bangkok 10700 THAILAND.
Tel.0-2435-8800 Fax.0-2433-1679 e-mail:cal-center@sithiporn.com http://www.sithiporn.com



NSC-TISI-TIS 17025
CALIBRATION 0394

Cert. No. : ACL22025

Pages : 1 of 8

Calibration Certificate

Equipment : SOUND LEVEL METER
Manufacturer : RION
Model : NL-42/ Microphone UC-52 / Preamplifier NH-24
Serial No.: 00734221 / 145286 / 34371
ID No.: RYG_FS0027

Condition As Found : GOOD

Customer : ALS LABORATORY GROUP (THAILAND) CO., LTD.
104 PHATTHANAKAN 40, PHATTHANAKAN ROAD,
KHWANG PHATTHANAKAN, KHET SUAN LUANG,
BANGKOK, 10250 THAILAND.

Location : -
Ambient Temperature : (23.0 \pm 3) °C
Pressure : (101.3 \pm 3) kPa
Relative Humidity : (50.0 \pm 20) %

Received Date : 05 JANUARY 2022
Calibration Date : 10-12 JANUARY 2022
Date of Issue : 13 JANUARY 2022

REVIEW BY	<i>Nathakorn P.</i>
APPROVED BY	<i>[Signature]</i>
NEXT CAL. DATE	10/1/23

Calibrated by : Nathakorn Pisutpaisan

Approved by :

[Signature]
(Thanakul Petchurai)

This certificate is issued in accordance with the requirements of ISO/IEC 17025 standard, may not be reproduced other than in full, except with the prior written approval of the head of Calibration Laboratory.

Continuation of Calibration Certificate

Cert. No. : ACL22025

Job No. : VC65AC0040

Pages : 2 of 8

Calibration Procedure : CP-AC-01

Calibration Method :

This equipment was calibrated by based on IEC-61672-3 (2013) Standard for sound level meter (SLM).

The SLM had tests to Acoustical and Electrical signal tests of frequency weighting with Anechoic chamber and Reference Standard Instruments.

For tests results of each items were made by observation of each Instruments display and also with SLM's display.

Condition of this result of calibration :

1. Reference Standard Instruments :

<u>Instrument</u>	<u>Model</u>	<u>Serial No.</u>	<u>Cert. No.</u>	<u>Due Date</u>
Waveform Generator	33210A	MY48017076	EF-0012-21	10-Feb-22
Waveform Generator	33511B	MY52302742	EF-0011-21	10-Feb-22
Digital Multimeter	33461A	MY53220104	EEL.BP. 05/0264	10-Feb-22
Digital Multimeter	33461A	MY53220076	EEL.BP. 03/0264	08-Feb-22
Digital Multimeter	34461A	MY60024273	1-15180725251-1	15-Sep-22
Programmable Attenuator	MAT-1070	62100114	1500-07774E	08-Mar-22
Condenser Microphone	4180	2977900	AA-1008-21	05-Feb-22
Measuring Amplifier	NA-42KAI	34560495	AA-3003-21	16-Feb-22

2. This result of calibration was found accurate as shown on date and place of calibration for this calibrated item only.

3. This certificate is traceable to the international system of unit maintained at :

3.1 National Institute of Metrology (Thailand).

3.2 Thailand Institute of Scientific and Technological Research (TISTR).

Continuation of Calibration Certificate

Cert. No. : ACL22025

Job No. : VC65AC0040

Pages : 3 of 8

Summary of Measurement Result :

Parameter	Pass	Fail	Uncertainty (dB)	Maximum-permitted uncertainty of measurement (dB)
1. Absolute sensitivity	✓	-	0.2	N/A
2. Self-generated noise	✓	-	0.2	N/A
3. Acoustical signal tests of frequency weightings				
125 Hz	✓	-	0.3	0.6
1000 Hz	✓	-	0.3	0.6
8000 Hz	✓	-	0.3	0.7
4. Electrical signal tests of frequency weightings				
For 10 Hz to 4 kHz	✓	-	0.3	0.6
For > 4 kHz to 10 kHz	✓	-	0.3	0.7
For > 10 kHz to 20 kHz	-	-	-	1.0
5. Frequency and time weightings at 1 kHz	✓	-	0.2	0.2
6. Long - term stability	✓	-	0.1	0.1
7. Level linearity on the reference level range	✓	-	0.2	0.3
8. Level linearity including the level range control	✓	-	0.2	0.3
9. Tone burst response	✓	-	0.2	0.3
10. Peak C sound level	✓	-	0.2	0.35
11. Overload indication	✓	-	0.2	0.25
12. High level stability	✓	-	0.1	0.1

Continuation of Calibration Certificate

Cert. No. : ACL22025

Job No. : VC65AC0040

Pages : 4 of 8

Result of calibration :**1. Absolute sensitivity**

Reference Acoustic Signal (dB)	Measured Value (dB)	Deviation (dB)	Acceptance Limit (dB)
93.9 (93.96)	93.9	0.0	±0.3

2. Self-generated noise

2.1 Normal test

Measured Value (dB)
16.2

2.2 The microphone of the sound level meter was replaced by electrical signal input device.

Frequency Weighting	Measured value (dB)
A - weight	11.6
C - weight	18.0
Flat	23.9

3. Acoustical signal tests of frequency weightings

Meter free-field acoustic response at a level of 84 dB

Frequency (Hz)	Deviation from various frequency weighting response curve (dB)			Acceptance Limits
	Flat	C-weight	A-weight	
125	0.5	0.5	0.6	± 1.5
1000	0.0	0.0	0.1	± 1.0
8000	-2.3	-2.3	-2.3	±5.0

Continuation of Calibration Certificate

Cert. No. : ACL22025

Job No. : VC65AC0040

Pages : 5 of 8

4. Electrical signal tests of frequency weightings

Weighting network response with relative to 1 kHz.

Frequency (Hz)	Deviation from various frequency weighting response curve (dB)			
	Flat	C-weight	A-weight	Acceptance Limits
63	0.0	0.0	0.0	±2.0
125	0.0	0.0	0.0	±1.5
250	0.0	0.0	0.0	±1.5
500	0.0	0.1	0.0	±1.5
1000	0.0	0.0	0.0	±1.0
2000	0.0	0.1	0.0	±2.0
4000	0.0	0.0	0.0	±3.0
8000	0.0	0.1	0.1	±5.0

5. Frequency and time weightings at 1 kHz

5.1 Frequency weightings at 1 kHz

Frequency Weighting	Measured Value (dB)	Deviated Value (dB)	Acceptance Limits (dB)
A - weight	94.0	0.0	-
C - weight	94.0	0.0	± 0.2
Flat	94.0	0.0	± 0.2

5.2 Time weighting at 1 kHz

Frequency Weighting	Measured Value (dB)	Deviated Value (dB)	Acceptance Limits (dB)
Fast	94.0	0.0	-
Slow	94.0	0.0	± 0.1
Leq	94.0	0.0	± 0.1

6. Long - term stability

Frequency Weighting	SLM Display at initial (dB)	SLM Display at final (dB)	Deviated Value (dB)	Acceptance Limits (dB)
A - weight	94.0	94.1	0.1	± 0.3

Continuation of Calibration Certificate

Cert. No. : ACL22025
Job No. : VC65AC0040
Pages : 6 of 8

7. Level linearity on the reference level range

Anticipated Value (dB)	Measured Value (dB)	Deviated Value (dB)	Acceptance Limits (dB)
137.0	137.0	0.0	± 1.1
136.0	136.0	0.0	± 1.1
135.0	135.0	0.0	± 1.1
134.0	134.0	0.0	± 1.1
133.0	133.0	0.0	± 1.1
132.0	132.0	0.0	± 1.1
131.0	131.0	0.0	± 1.1
129.0	129.0	0.0	± 1.1
124.0	124.0	0.0	± 1.1
119.0	119.0	0.0	± 1.1
114.0	114.0	0.0	± 1.1
109.0	109.0	0.0	± 1.1
104.0	104.0	0.0	± 1.1
99.0	99.0	0.0	± 1.1
94.0	94.0	0.0	± 1.1
89.0	89.0	0.0	± 1.1
84.0	84.0	0.0	± 1.1
79.0	79.0	0.0	± 1.1
74.0	74.0	0.0	± 1.1
69.0	69.0	0.0	± 1.1
64.0	64.0	0.0	± 1.1
59.0	59.0	0.0	± 1.1
54.0	54.0	0.0	± 1.1
49.0	49.0	0.0	± 1.1
44.0	44.0	0.0	± 1.1
39.0	38.9	-0.1	± 1.1
34.0	34.0	0.0	± 1.1
30.0	30.0	0.0	± 1.1
29.0	29.0	0.0	± 1.1
28.0	28.0	0.0	± 1.1
27.0	27.0	0.0	± 1.1
26.0	26.0	0.0	± 1.1
25.0	25.0	0.0	± 1.1

Continuation of Calibration Certificate

Cert. No. : ACL22025
Job No. : VC65AC0040
Pages : 7 of 8

8. Level linearity including the level range control

Range	Anticipated Value (dB)	Measured Value (dB)	Deviated Value (dB)	Acceptance Limits (dB)
Auto	94.0	94.0	0.0	±1.1

9. Tone burst response

Time Weighting	Tone burst duration, Tb (ms)	Cycle	Anticipated Value (dB)	Measured Value (dB)	Deviated Value (dB)	Acceptance Limits (dB)
Fast	0.25	1	108.0	108.0	0.0	1.5 ; -5.0
	2	8	117.0	117.0	0.0	1.0 ; -2.5
	200	800	134.0	134.1	0.1	±1.0
Slow	2	8	108.0	108.0	0.0	1.5 ; -5.0
	200	800	127.6	127.6	0.0	±1.0
SEL	0.25	1	99.0	98.9	-0.1	1.5 ; -5.0
	2	8	108.0	108.0	0.0	1.0 ; -2.5
	200	800	128.0	128.1	0.1	±1.0

10. Peak C sound level

Number of cycle in test signal	Anticipated Value (dB)	Measured Value, Lcpeak (dB)	Deviated Value (dB)	Acceptance Limits (dB)
Continuous	133.0	133.0	0.0	-
One	136.4	136.3	-0.1	±3.0

Number of cycle in test signal	Anticipated Value (dB)	Measured Value (dB)	Deviated Value (dB)	Acceptance Limits (dB)
Continuous	133.0	133.0	0.0	-
Positive half cycle	135.4	135.1	-0.3	±2.0
Negative half cycle	135.4	135.1	-0.3	±2.0

Continuation of Calibration Certificate

Cert. No. : ACL22025

Job No. : VC65AC0040

Pages : 8 of 8

11. Overload indication

Measured value (dB)		Deviated Value (dB)	Acceptance Limits (dB)
Positive one-half cycle	Negative one-half cycle		
89.5	89.6	0.1	±1.5

12. High level stability

Frequency Weighting	SLM Display at initial (dB)	SLM Display at final (dB)	Deviated Value (dB)	Acceptance Limits (dB)
A - weight	137.0	137.0	0.0	±0.3

The reported uncertainty is based on a standard uncertainty multiplied by coverage factor $k = 2$
or any value following calculation, providing a level of confidence of approximately 95 %

End of Calibration Certificate

CERTIFICATE OF CALIBRATION

ISSUED BY Cirrus Research plc


DATE OF ISSUE 07/09/21

CERTIFICATE NUMBER 162335

REVIEW BY *Narakorn P.*

APPROVED BY *Nigel Smith*

NEXT CAL. DATE 7/9/22



Cirrus Research plc
Acoustic House
Bridlington Road
Hunmanby
North Yorkshire
YO14 0PH
United Kingdom

Page 1 of 1

Test engineer:

Nigel Smith

Electronically signed:

doseBadge Reader

Instrument

Manufacturer: Cirrus Research plc

Serial Number: 89107

Model Number: RC:110A

Notes:

Calibration Procedure

The tests were carried out in accordance with the requirements of IEC 60942:2003 where applicable.

Date of Calibration: 07 September 2021

Functionality Results

Function	Result
Keypad	Pass
Battery Power	Pass
Display	Pass
Communication	Pass
2 way IR link	Pass
Clock	Pass

Calibration Results

	Level (dB)	Frequency (Hz)	Distortion (% THD + Noise)
Initial	113.90	1000.2	0.20
Adjusted	114.00	1000.2	0.20
Uncertainty	± 0.11	± 0.14	± 0.10
Tolerances	± 0.60	± 2.00	± 4.00

Environmental Conditions

Pressure: 101.40 kPa

Temperature: 22.4 °C

Humidity: 60.2 %

Notes


This certificate provides traceability of measurement to the SI system of units and/or to units of measurement realised at the National Physical Laboratory or other recognised national metrology institutes. This certificate may not be reproduced other than in full, except with the prior written approval of the issuing laboratory. The results within this certificate relate only to the items calibrated. The reported expanded uncertainty is based on a standard uncertainty multiplied by a coverage factor $k=2$, providing a coverage probability of approximately 95%.

CERTIFICATE OF CALIBRATION

ISSUED BY Cirrus Research plc

DATE OF ISSUE 07/09/21 CERTIFICATE NUMBER 162333

REVIEW BY *Warakom Z.*
APPROVED BY *Nigel Smith*
NEXT CAL. DATE 7/9/22



Cirrus Research plc
Acoustic House
Bridlington Road
Hunmanby
North Yorkshire
YO14 0PH
United Kingdom

Page 1 of 1

Test engineer:
Nigel Smith
Electronically signed:

doseBadge Reader

Instrument

Manufacturer: Cirrus Research plc
Model Number: RC:110A

Serial Number: 73729
Notes:

Calibration Procedure

The tests were carried out in accordance with the requirements of IEC 60942:2003 where applicable.

Date of Calibration: 07 September 2021

Functionality Results

Function	Result
Keypad	Pass
Battery Power	Pass
Display	Pass
Communication	Pass
2 way IR link	Pass
Clock	Pass

Calibration Results

	Level (dB)	Frequency (Hz)	Distortion (% THD + Noise)
Initial	113.90	998.2	0.46
Adjusted	114.00	998.2	0.46
Uncertainty	± 0.11	± 0.14	± 0.10
Tolerances	± 0.60	± 2.00	± 4.00

Environmental Conditions

Pressure: 101.40 kPa
Temperature: 22.3 °C
Humidity: 59.4 %

Notes

This certificate provides traceability of measurement to the SI system of units and/or to units of measurement realised at the National Physical Laboratory or other recognised national metrology institutes. This certificate may not be reproduced other than in full, except with the prior written approval of the issuing laboratory. The results within this certificate relate only to the items calibrated. The reported expanded uncertainty is based on a standard uncertainty multiplied by a coverage factor $k=2$, providing a coverage probability of approximately 95%.



TECHNOLOGY PROMOTION ASSOCIATION (THAILAND-JAPAN)
CORPORATE SERVICES 3: EQUIPMENT CALIBRATION AND TESTING SERVICES
534/4 PATTANAKARN ROAD SOI 18, SUANLUANG, SUANLUANG BANGKOK 10250
TEL. 0-2717-3000-27 FAX. 0-2719-9484



Cert.No.: 22CH405
Page.: 1 of 3

Certificate of Calibration

Equipment :	pH Meter
Manufacturer :	Mettler Toledo
Model :	Seven Compact S220
Serial No. :	C104059460
ID No. :	RYG_EN0183
Condition As-Received:	Used Item
Received Date :	16 March 2022
Calibration Date :	17 March 2022
Reference :	2203-0611DSC-4
Submitted by :	ALS Laboratory Group (Thailand) Co.,Ltd. Rayong Branch 616/10 Moo 5 T.Maenam Khu, A.Pluakdaeng, Rayong 21140, Thailand
Ambient Temperature :	(25 ± 2.5) °C
Relative Humidity :	(50 ± 15) %
Calibration Procedure :	In - house method : - CP-CH5 by direct measurement with standard voltage calibrator and direct measurement with certified reference material (CRM) - CP-CH8 by comparison with standard thermometer

REVIEW BY	<i>N. Banerji</i>
APPROVED BY	<i>D. J.</i>
NEXT CAL. DATE	<i>17/3/23</i>

Calibrated by : Warakorn Lerngagtrakul

Approved by :

Malee

Approved Signatory

- (☒) Malee Butkruea
() Saithip Meangmai
() Warakorn Lerngagtrakul

Issue Date : 22 March 2022

The Uncertainties are for a confidence probability of approximately 95%

This certificate may not be reproduced other than in full, except with the prior written
Approval of the head of Corporate Services 3 : Equipment Calibration and Testing Services.

A 0037307



Cert.No.: 22CH405

Page.: 2 of 3

Condition of this calibration result

1. Reference Standard Instrument : -

<u>Instrument</u>	<u>Serial No.</u>	<u>ID No.</u>	<u>Cert. No.</u>	<u>Due Date</u>
1) Document Process Calibrator	54030049	130RC116	21E2682	25 Aug 2022
2) Ref. Standard Thermometer	4982054	110RC044	21I1201	26 Oct 2022

This certification is traceable to the International System of Unit maintained at:-

- Traceable to National Institute of Metrology (Thailand), NIMT

2. Certified Reference Materials : The measurement results are traceable to SI through CPA chem Ltd.,
ANSI-ASQ National Accreditation Board, Accredited No. AR-1835

<u>Buffer Solution</u>	<u>Manufacturer</u>	<u>Lot No.</u>	<u>Exp. date</u>
pH 4.008	CPA chem	788995	01 Jan 2024
pH 6.982	CPA chem	761017	02 Aug 2022
pH 10.015	CPA chem	766824	04 Sep 2022

3. This certificate is valid only to the item calibrated on date and place of calibration.

Calibration Results

Function : mV Measurement

Performing standard curve by Fluke at pH (4,7,10)

Unit Under Calibration	Nominal Value	Standard Voltage Input	Actual Reading		Uncertainty of Measurement (±mV)	Coverage factor <i>k</i>
	pH	mV	mV	pH		
pH Meter S/N.: C104059460	4.000	177.48	177.4	4.000	0.058	2.00
	7.000	0.00	-0.1	7.000	0.058	2.00
	10.000	-177.48	-177.5	10.000	0.058	2.00

Malu.



Cert.No.: 22CH405

Page.: 3 of 3

Calibration Results**Function : pH Measurement**

Performing three buffers standard curve by using buffer nominal pH (4,7,10)

Unit Under Calibration	Standard pH Buffer Solution	Actual pH Reading	Actual mV Reading (mV)	Uncertainty of pH measurement (\pm)	Coverage factor k
pH Electrode S/N.: 1453404	4.008	4.010	177.7	0.0046	2.00
	6.982	6.988	3.6	0.0084	2.00
	10.015	10.010	-172.9	0.0073	2.05

Function : Temperature Measurement**(*) Without adjustment**

This equipment was connected with Temperature Probe;

- Model : InLab Expert Pro-ISM

- Serial No. : 1453404

Dimension of probe;

- Length : 120 mm.

- Diameter : 12 mm.

- Immersion Depth : 100 mm.

Calibration Point ($^{\circ}\text{C}$)	Standard Temperature ($^{\circ}\text{C}$)	UUC* Reading ($^{\circ}\text{C}$)	Error ($^{\circ}\text{C}$)	Uncertainty of measurement (\pm $^{\circ}\text{C}$)	Coverage factor k
25.0	25.002	24.9	-0.102	0.13	2.00

Remark : - UUC* = Unit Under Calibration

The reported uncertainty of measurement was based on a standard uncertainty multiplied by a coverage factor k , providing a level of confidence of approximately 95 %.

-o0o-

Maku.



TECHNOLOGY PROMOTION ASSOCIATION (THAILAND-JAPAN)
CORPORATE SERVICES 3: EQUIPMENT CALIBRATION AND TESTING SERVICES
534/4 PATTANAKARN ROAD SOI 18, SUANLUANG, SUANLUANG, BANGKOK 10250
TEL. 0-2717-3000-24 FAX. 0-2719-9484



Certificate of Calibration

Certificate No. : 22E986

Page : 1 of 2

Equipment : pH Meter
Manufacturer: Mettler Toledo
Model : SevenCompact S220
Serial No.: C104059460
ID No.: RYG_EN0183

This certificate may not be reproduced other than in full,
except with the prior written approval of the head of
Corporate Services 3: Equipment Calibration and Testing Services.

Condition As-Received: Used Item
Received Date: 16 March 2022
Calibration Date: 21 March 2022

Reference: 2203-0611DSC
Ambient Temperature: (23 ± 2) °C
Relative Humidity: (50 ± 10) %

Submitted by: ALS Laboratory Group (Thailand) Co.,Ltd. Rayong Branch
616/10 Moo 5 T.Maenam Khu, A.Pluakdaeng, Rayong
21140, Thailand

Procedure used: Calibration were conducted using in-house calibration Procedure CP-E17 According to direct measurement method with Multi-Product Calibrator.

Condition of this result of calibration

1.Reference standards instruments :


<u>Instrument</u>	<u>Model</u>	<u>Serial No.</u>	<u>Certificate No.</u>	<u>Due Date</u>
1) Multi-Product Calibrator	5500A	6440007	21E1444	07 May 2022

2.This result of calibration was made on requested at the point specified by customer.

3.The certificate is valid only to the item calibrated on date and place of calibration.

4.This Certification is traceable to the International System of Unit maintained at:-

-National Institute of Metrology Thailand (NIMT)



Calibrated by : Pongsagorn Boonyaporn
Issue Date : 22 March 2022

Approved Signatory :

☒ Phalinee Prabpaipal
☐ Nuntawat Khamchai
☐ Pornthippa Tameyakul

B 0284414



Cert. No.: 22E986

Page.: 2 of 2

Result of calibration :- (*) Without adjustment () After adjustment

Function:	DC voltage measurement		Range:	2000	mV
	<u>Standard Value</u>	<u>UUC* Reading</u>	<u>Error</u>	<u>Uncertainty</u>	
	(mV)	(mV)	(mV)	(\pm μ V)	
	-200.0000	-200.0	0.0	72	
	-150.0000	-150.0	0.0	69	
	-100.0000	-100.0	0.0	65	
	-50.0000	-50.0	0.0	62	
	0.0000	0.0	0.0	58	
	50.0000	50.0	0.0	62	
	100.0000	100.0	0.0	65	
	150.0000	150.0	0.0	69	
	200.0000	200.0	0.0	72	

The reported uncertainty of measurement was based on a standard uncertainty multiplied by a coverage factor $k = 2$, providing a level of confidence of approximately 95 %

*UUC= Unit Under Calibration.

-o0o-

a 1101070



TECHNOLOGY PROMOTION ASSOCIATION (THAILAND-JAPAN)

CORPORATE SERVICES 3 : EQUIPMENT CALIBRATION AND TESTING SERVICES

534/4 PATTANAKARN ROAD SOI 18, SUANLUANG, SUANLUANG BANGKOK 10250

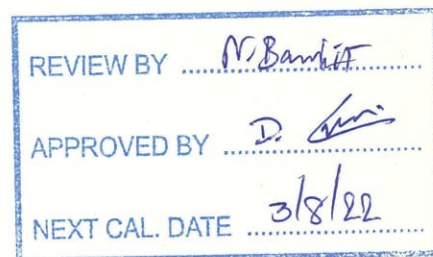
TEL. 0-2717-3000 FAX. 0-2719-9484

Cert.No.: 21TW20

Page.: 1 of 2

Certificate of Testing

Equipment :	DO Meter
Manufacturer :	YSI
Model :	5100
Serial No. :	15L102139
ID No. :	RYG_EN0140
Received Date :	29 January 2021
Test Date :	02 February 2021
Reference :	2101-0817DSC-1
Submitted by :	ALS Laboratory Group (Thailand) Co.,Ltd. Rayong Branch Eastern Seaboard Industrial Estate (Rayong) 64/77 Moo 4,Building No.B1, Highway 331, Km91.5, T.Pluakdaeng, A.Pluakdaeng, Rayong 21140 Thailand
Laboratory Condition :	Temperature (25 ± 5) °C Humidity (50 ± 20) %
Test Procedure :	In - house method : CP-CH9 by Comparison Technique with Azide Modification Method
Calibrated by :	Walalak Sirithean
Approved by :	<u>Malee Butkruea</u> Approved Signatory
(<input checked="" type="checkbox"/>) Malee Butkruea	
(<input type="checkbox"/>) Saithip Meangmai	
(<input type="checkbox"/>) Warakorn Lerngagtrakul	
Issue Date :	3 February 2021





Cert.No.: 21TW20

Page.: 2 of 2

Result : Dissolved Oxygen Meter Adjustment With Air 100 %

Dissolved Oxygen Probe No.: 16C100647

Titration Method (Azide Modification Method) (mg/L)	DO Meter Reading (mg/L)	Standard Deviation (mg/L)
8.02	8.02	0.0055

This report was certified only for the instrument we tested. It is allowable to use for study the system efficiency, The environmental impact control and present to organization it may concerned. Intend to use for advertising and referral purpose is prohibited. This report may not be reproduced other in full, without written approval of the laboratory

-o0o-

Malu.

a 1038971



TECHNOLOGY PROMOTION ASSOCIATION (THAILAND-JAPAN)
CORPORATE SERVICES 3: EQUIPMENT CALIBRATION AND TESTING SERVICES
534/4 PATTANAKARN ROAD SOI 18, SUANLUANG, SUANLUANG BANGKOK 10250
TEL. 0-2717-3000-27 FAX. 0-2719-9484



Cert. No.: 21TM271

Page.: 1 of 2

Certificate of Calibration

Equipment : DO Meter with Sensor

Manufacturer : YSI

Model : 5100

Serial No. : 15L102139

ID No. : RYG_EN0140

Submitted by : ALS Laboratory Group (Thailand) Co.,Ltd. Rayong Branch
Eastern Seaboard Industrial Estate (Rayong)
64/77 Moo 4 Building No.B1, Highway 331 km. 91.5,
T. Pluakdaeng, A. Pluakdaeng, Rayong 21140 Thailand

Location : TPA On Site Calibration Laboratory

Received Order : 29 January 2021


Calibrated Date : 3 February 2021

Ambient Temperature : (26 \pm 10) °C

Relative Humidity : (50 \pm 30) %

AC Line Voltage : (220 \pm 22) V

Calibrated by : Malee Butkruea

Approved by : 
Approved Signatory

() Pornthippa Tameyakul

(✓) Suwit Imjai

Issue Date : 4 February 2021

The Uncertainties are for a confidence probability of approximately 95%

This certificate may not be reproduced other than in full, except with the prior written
Approval of the head of Corporate Services 3 : Equipment Calibration and Testing Services.



Equipment : DO Meter with Sensor
Condition As-Received : Used Item
Reference : 2101-0817DSC-2

Cert. No.: 21TM271

Page.: 2 of 2

Procedure Used :-

Calibration were conducted using in-house calibration procedure CP-OT01 according to comparison with Industrial Platinum Resistance Thermometer (IPRT) into Temperature Bath.

The temperature scale used was based on ITS-90.

Condition of this result of calibration

1. Reference standard instrument:-

<u>Instrument</u>	<u>Model</u>	<u>Serial No.</u>	<u>Cert. No.</u>	<u>Due Date</u>
1) Digital Thermometer	1523	2188080	2011389	20 Nov 2021

2. This certificate is valid only to the item calibrated on date and place of calibration.

3. This certification is traceable to the International System of Unit maintained at:-

- National Institute of Metrology Thailand (NIMT)

Result of Calibration :- (*) Without Adjustment

Function : Temperature measurement.

This instrument was connected with temperature sensor, S/N.: 16C100647

<u>Calibration Point</u> (°C)	<u>Immersion Depth</u> (mm)	<u>Standard Temperature</u> (°C)	<u>UUC* Reading</u> (°C)	<u>Error</u> (°C)	<u>Uncertainty</u> (±°C)	<u>Coverage Factor</u> <i>k</i>
20.00	60	20.008	19.96	-0.048	0.15	2.00

UUC* : Unit Under Calibration

The reported uncertainty of measurement was based on a standard uncertainty multiplied by a coverage factor *k*, providing a level of confidence of approximately 95 %.

-o0o-

a 1038626



TECHNOLOGY PROMOTION ASSOCIATION (THAILAND-JAPAN)
CORPORATE SERVICES 3: EQUIPMENT CALIBRATION AND TESTING SERVICES
534/4 PATTANAKARN ROAD SOI 18, SUANLUANG, SUANLUANG BANGKOK 10250
TEL. 0-2717-3000-27 FAX. 0-2719-9484



Cert. No.: 22TM317

Page.: 1 of 3

Certificate of Calibration

Equipment : Low Temp. Incubator

Manufacturer : Memmert

Model : IPP750

Serial No. : V818.0084

ID No. : RYG_EN0154

Submitted by : ALS Laboratory Group (Thailand) Co.,Ltd.
(Rayong Branch)
616/10 Moo 5 T.Maenam Khu,
A.Pluakdaeng, Rayong 21140, Thailand

Location : BOD Room

Received Order : 22 April 2022

Calibration Date : 22 April 2022

Ambient Temperature : (26 ± 10) °C

Relative Humidity : (50 ± 30) %

Calibrated by : Man Pattanapongpaiboon

REVIEW BY	<i>N. Banvit</i>
APPROVED BY	<i>D. [Signature]</i>
NEXT CAL. DATE	21/10/23

Approved by :

Malee

Approved Signatory

- () Pornthippa Tameyakul
(/) Malee Butkruea
() Suwit Imjai

Issue Date :

3 May 2022

The Uncertainties are for a confidence probability of approximately 95%

This certificate may not be reproduced other than in full, except with the prior written
Approval of the head of Corporate Services 3 : Equipment Calibration and Testing Services.

A 0040735



Equipment : Low Temp. Incubator

Condition As-Received : Used Item

Reference : 2204-0146OC-1

Cert. No.: 22TM317

Page.: 2 of 3

Procedure Used :-

Calibration were conducted using calibration procedure CP-OT02 according to direct measurement

The temperature scale used was based on ITS-90.

Condition of this result of calibration

1. Reference standard instrument:-

Instrument	Model	Serial No.	Cert. No.	Due Date
1) Data Acquisition	34970A	MY44031769	21LM12	02 Sep 2022

2. This certificate is valid only to the item calibrated on date and place of calibration.

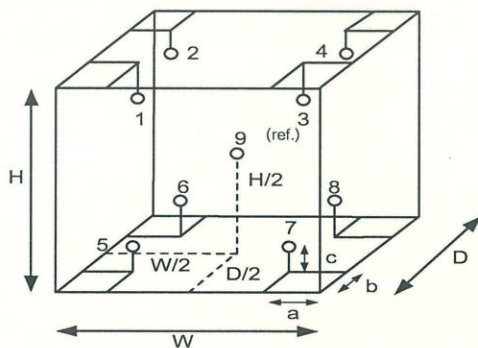
3. This certification is traceable to the International System of Unit.

Result of Calibration :- (*) Without Adjustment

Function of UUC* : Temperature Source

Fresh air setting : Close

Environment during calibration		
	Beginning	Finished
Temp. (°C)	25	25
REL.Humid. (%)	54	58
AC Supply (Volt)	221	223



Position :	Ref. Std. ID No.:
1	9RTD-2/1
2	9RTD-2/2
3	9RTD-2/3
4	9RTD-2/4
5	9RTD-2/5
6	9RTD-2/6
7	9RTD-2/7
8	9RTD-2/8
9 (ref.)	9RTD-2/9

Probe Installation Details :

a = 10 cm
b = 10 cm
c = 10 cm

Dimension of Chamber :

D = 0.60 m
W = 1.0 m
H = 1.2 m
Capacity = 0.75 m³

Malu



Equipment : Low Temp. Incubator
Condition As-Received : Used Item
Reference : 2204-0146OC-1
Result of Calibration :- (*) Without Adjustment
Function of UUC* : Temperature Source
Fresh air setting : Close

Cert. No.: 22TM317

Page.: 3 of 3

Calibration Point (°C)	UUC* Setting (°C)	UUC* Reading (°C)	Temperature stability (± °C)	Temperature uniformity (°C)	Overall Variation (°C)	Uncertainty (± °C)	Coverage Factor <i>k</i>
20.0	20.0	20.0	0.022	0.20	0.22	0.30	2

Calibration Point (°C)	Measured Temperature (°C)								
	Position								
	1	2	3	4	5	6	7	8	9 (ref.)
20.0	20.209	20.174	20.199	20.110	20.075	20.062	20.027	20.069	20.030

Average* : The average of 30 values in each position.

Temperature stability : One-half of the greatest maximum difference of measured temperature at any one sensor.

Temperature uniformity : The maximum difference of measured temperatures at any sensors and the measured temperature at the reference location which are observed at the same time or at as close an observation time as possible to determine the temperature pattern or homogeneity within the chamber under steady-state conditions.

Overall Variation : The Difference of the maximum and minimum measured temperatures throughout observation.


UUC* : Unit Under Calibration

Note : The reported uncertainty of measurement was included stability and excluded uniformity .

The reported uncertainty of measurement was based on a standard uncertainty multiplied by a coverage factor *k*, providing a level of confidence of approximately 95 %.

-o0o-

Malu

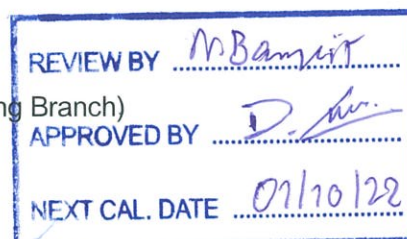


Certificate of Calibration

Equipment: SPECTROPHOTOMETER
Model: DR6000
Serial No. (or ID.): 1627845 (RYG_EN0037)
Manufacturer: HACH
Condition: In Condition

Certificate No.: C06210159
Issued Date: 01 April 2021
Job No.: KSPR2104738
Page: 1 of 3

Customer: ALS Laboratory Group (Thailand) Co.,Ltd. (Rayong Branch)
616/10 Moo 5 T.Maenam Khu,
A.Pluakdaeng, Rayong 21140, Thailand.



Environment Condition: Temperature 25.1 °C ± 0.4 °C
Humidity 48.8 %RH ± 3.7 %RH

Calibration Place: ALS Laboratory Group (Thailand) Co.,Ltd. (Rayong Branch) (Wet Chemistry Lab)
616/10 Moo 5 T.Maenam Khu,
A.Pluakdaeng, Rayong 21140, Thailand.

Calibration By: Mr. Chattuphon Foithong

Calibration Date: 01 April 2021

The Method used: In house method, SPCC-WI-24, base on ASTM E 275-08 and ASTM E 387-04

Traceability: This certificate is traceable to the CRM maintained by National Institute of Standards and Technology (NIST) through Starna Scientific Limited.

The standard for Wavelength Certificate No. 87146 and 87152

The standard for Photometric Certificate No. 87220 and 87139

The standard for Stray light Certificate No. 87163 and 87161

The standard for Spectral resolution Certificate No. 87173

(Mr. Chattuphon Foithong)

Person in charge

บริษัท เอสพีซี อาร์ที จำกัด
SPC RT Co., Ltd.

(Mr. Dumrong Boonsopon)
Authorized signatory

This certificate is issued the units of measurement according to the International System of Units (SI). It provides traceability of measurement to international or national standard or other recognized national standard laboratories.

The measurement uncertainty stated is the expanded uncertainty which is obtained from the standard uncertainty multiplied by the coverage factor (k=2) to provide a level of confidence of approximately 95%. It is determined in accordance with the Guide to Expression of Uncertainty in Measurement (GUM).

These results may be affected by deviations from specified conditions. The results relate only to the items tested, calibrated or sampled. The report shall not be reproduced except in full without approval of SPC RT Co., Ltd.

Calibration Results:**Without Adjustment****Wavelength Accuracy (nm), The spectral bandwidth of Std at 2 nm and UUC at 2 nm**

Standard Wavelength	Unit Under Calibration	Correction	Uncertainty
418.61	418.4	0.21	0.13
536.66	536.7	-0.04	0.13
637.98	638.3	-0.32	0.14
748.48	748.7	-0.22	0.14
807.03	807.4	-0.37	0.14

Photometric Accuracy (Absorbance)

Wavelength	Standard absorbance	Unit Under Calibration	Correction	Uncertainty
420 nm	0.0000	0.000	0.0000	0.0045
	0.5890	0.590	-0.0010	0.0045
	0.7616	0.762	-0.0004	0.0045
	1.0263	1.027	-0.0007	0.0045
440 nm	0.0000	0.000	0.0000	0.0045
	0.5787	0.579	-0.0003	0.0045
	0.7442	0.744	0.0002	0.0045
	1.0039	1.004	-0.0001	0.0045
465 nm	0.0000	0.000	0.0000	0.0045
	0.5292	0.530	-0.0008	0.0045
	0.6865	0.687	-0.0005	0.0045
	0.9534	0.954	-0.0006	0.0045
546.1 nm	0.0000	0.000	0.0000	0.0045
	0.5468	0.546	0.0008	0.0045
	0.6957	0.695	0.0007	0.0045
	0.9991	0.998	0.0011	0.0045
590 nm	0.0000	0.000	0.0000	0.0045
	0.5851	0.584	0.0011	0.0045
	0.7238	0.723	0.0008	0.0045
	1.0957	1.094	0.0017	0.0045
635 nm	0.0000	0.000	0.0000	0.0045
	0.5692	0.568	0.0012	0.0045
	0.6914	0.691	0.0004	0.0045
	1.0881	1.087	0.0011	0.0045

Calibration Results:
Without Adjustment

Photometric Accuracy (Absorbance)				
Wavelength	Standard absorbance	Unit Under Calibration	Correction	Uncertainty
235 nm	0.0000	0.000	0.0000	0.0080
	0.7307	0.730	0.0007	0.0080
257 nm	0.0000	0.000	0.0000	0.0080
	0.8516	0.850	0.0016	0.0080
313 nm	0.0000	0.000	0.0000	0.0080
	0.2836	0.285	-0.0014	0.0080
350 nm	0.0000	0.000	0.0000	0.0080
	0.6319	0.629	0.0029	0.0080

Stray light *			
Standard: cut-off	UUC: Wavelength (nm)	UUC: Transmission (%T)	Absorbance (A)
260.57 +/- 0.11 nm	260.6	1.5	1.824
392.03 +/- 0.11 nm	392.0	1.5	1.824

The stray light transmission reference is less than 1.0 T(%) and absorbance is greater than 2.0 (A)

Spectral Resolution *				
Nominal Concentration 0.02 % v/v	Peak	Trough	Ratio	SBW
Standard Wavelength (nm)	268.72	266.76	1.39	2.00
UUC: Wavelength (nm)	268.2	266.1		
Std Absorbance (A)	0.4616	0.2797		
Absorbance (A)	0.416	0.300		

* Calibration Marked " Not TISI Accredited " in this Certificate have been included for completeness.

The End of Certificate

ใบตรวจสอบสภาพเครื่องวัดสิ่งแวดล้อม

เลขที่ใบงาน: KSPR2104738

ชนิดเครื่องมือ: SPECTROPHOTOMETER

รุ่น: DR6000

หมายเลขเครื่อง: 1627845

ตรวจสอบ (รับ)		รายการตรวจเช็ค	ตรวจสอบ (ส่ง)		หมายเหตุ
01 Apr 2021			01 Apr 2021		
ปกติ	ไม่ปกติ		ปกติ	ไม่ปกติ	
		General			
<input checked="" type="checkbox"/>	<input type="checkbox"/>	1. ความสมบูรณ์เครื่อง	<input checked="" type="checkbox"/>	<input type="checkbox"/>	
<input checked="" type="checkbox"/>	<input type="checkbox"/>	2. ความสะอาด (ช่องใส่ตัวอย่าง, ภายใน-นอกเครื่อง)	<input checked="" type="checkbox"/>	<input type="checkbox"/>	
<input checked="" type="checkbox"/>	<input type="checkbox"/>	3. สวิทช์ ปิด – เปิด เครื่อง (On-Off Swicth)	<input checked="" type="checkbox"/>	<input type="checkbox"/>	
<input checked="" type="checkbox"/>	<input type="checkbox"/>	4. ปุ่มกด (Keypad)	<input checked="" type="checkbox"/>	<input type="checkbox"/>	
<input checked="" type="checkbox"/>	<input type="checkbox"/>	5. หน้าจอ (Display, Screen Contrast)	<input checked="" type="checkbox"/>	<input type="checkbox"/>	
		Spectrophotometer			
<input type="checkbox"/>	<input type="checkbox"/>	6. แรงดันไฟฟ้า (Battery Backup) >= 2.5 VDC	<input type="checkbox"/>	<input type="checkbox"/>	
<input type="checkbox"/>	<input type="checkbox"/>	7. ตัวหมุนเลือกความยาวคลื่น (Wavelength Control)	<input type="checkbox"/>	<input type="checkbox"/>	
<input checked="" type="checkbox"/>	<input type="checkbox"/>	8. ความยาวคลื่น (Wavelength Check)	<input checked="" type="checkbox"/>	<input type="checkbox"/>	656.1=656.1 nm
<input checked="" type="checkbox"/>	<input type="checkbox"/>	9. แหล่งกำเนิดแสง (UV < 3,000 hour)	<input checked="" type="checkbox"/>	<input type="checkbox"/>	
<input checked="" type="checkbox"/>	<input type="checkbox"/>	10. แหล่งกำเนิดแสง (Visible < 5,000 hour)	<input checked="" type="checkbox"/>	<input type="checkbox"/>	
<input checked="" type="checkbox"/>	<input type="checkbox"/>	11. ช่องวัดหลายตัวอย่าง (Carousel Module)	<input checked="" type="checkbox"/>	<input type="checkbox"/>	
		pH Meter and Conductivity Meter			
<input type="checkbox"/>	<input type="checkbox"/>	12. อิเล็กโทรด (Electrode and Connection Cable)	<input type="checkbox"/>	<input type="checkbox"/>	
<input type="checkbox"/>	<input type="checkbox"/>	13. ระดับสารละลายใน Electrode (Level KCl)	<input type="checkbox"/>	<input type="checkbox"/>	
<input type="checkbox"/>	<input type="checkbox"/>	14. ฝาปิดกันปลาย Electrode (Dust Protection Hood)	<input type="checkbox"/>	<input type="checkbox"/>	
<input type="checkbox"/>	<input type="checkbox"/>	15. ขาจับอิเล็กโทรด (Stand)	<input type="checkbox"/>	<input type="checkbox"/>	
		Turbidimeter			
<input type="checkbox"/>	<input type="checkbox"/>	16. ค่าความขุ่นที่ต่ำสุด (No Sample)	<input type="checkbox"/>	<input type="checkbox"/>	
<input type="checkbox"/>	<input type="checkbox"/>	17. ระดับการส่องสว่างของแสง (>= 2.5 ไม่เกิน 3.0)	<input type="checkbox"/>	<input type="checkbox"/>	
		Automatic titrator			
<input type="checkbox"/>	<input type="checkbox"/>	18. สภาพ Piston Burettes	<input type="checkbox"/>	<input type="checkbox"/>	
<input type="checkbox"/>	<input type="checkbox"/>	19. Function Rinsing and Dosing	<input type="checkbox"/>	<input type="checkbox"/>	
<input type="checkbox"/>	<input type="checkbox"/>	20. ระบบท่อสายยางและอุปกรณ์ประกอบ	<input type="checkbox"/>	<input type="checkbox"/>	

เพิ่มเติม/ข้อแนะนำ :

Mr. Chattuphon Foithong

Service Engineer



PENTA
CALIBRATION

PENTA CALIBRATION CO., LTD.

66/124 The Connect 33 Village Kanchanaphisek Road
Dokmai Prawet Bangkok 10250
Tel: +66 (0) 2069-9773
www.pentacal.com

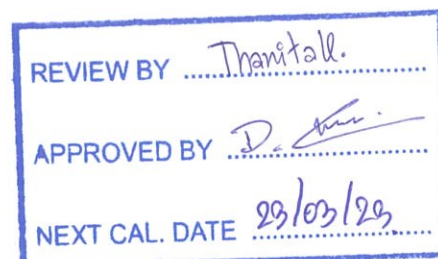
Certificate of Calibration

Represent to Certificate of Calibration ,PTC/07/22103

Certificate No.:	PTC/07/22103	Page:	1 of 2
Equipment:	Digital Balance	Condition:	Normal
Manufacturer:	Sartorius	Serial No:	26207038
Model:	MSE224S-100-DU	ID No:	RYG_EN0002
Type of Balance:	Single interval		



Customer: ALS Laboratory Group (Thailand) Co.,Ltd.
616/10 Moo 5 T.Maenamkoo, A.Pluakdaeng,
Rayong 21140, Thailand



Environment Condition: Temperature 23.9 °C ± 0.3 °C
Humidity 58.1 %RH ± 4.4 %RH
Air density 1.17 kg/m³

Calibration Place: ALS Laboratory Group (Thailand) Co.,Ltd.
616/10 Moo 5 T.Maenamkoo, A.Pluakdaeng,
Rayong 21140, Thailand

The Method used: In house method, PTC-WI-07, base on Euramet cg. 18

Traceability: This certificate is traceable to the SI Units through Thai Calibration Service Co.,Ltd.
, NSC-ONSC Accreditation No.: Calibration 0189

Date Received: March 23, 2022

Calibration Date: March 23, 2022

Issued Date: March 25, 2022

Calibration By: Mr. Rungroje Metakul



PENTA CALIBRATION CO.,LTD.

(Mr.Kriangsak Kalasri)

Reviewed by

Approved By :

(Mr. Keattisak Kerdto)

Laboratory Manager

This certificate is issued the units of measurement according to the International System of Units (SI). It provides traceability of measurement to international or national standard or other recognised national standard laboratories.

The measurement uncertainty stated is the expanded uncertainty which is obtained from the standard uncertainty multiplied by the coverage factor ($k=2$) to provide a level of confidence of approximately 95%. It is determined in accordance with the Guide to Expression of Uncertainty in Measurement (GUM). The effect that the results relate only to the items calibrated.

This calibration certificate shall not be reproduced except in full only, without written approval from penta calibration co., ltd



Represent to Certificate of Calibration ,PTC/07/22103

Certificate No.: PTC/07/22103

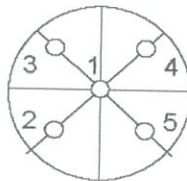
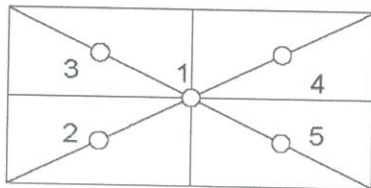
Page: 2 of 2

Measurement Results:

Without Adjustment :

Function Calibration: Non Adjustment

Eccentric Error: Weight to be 1/3 ,1/2 or of Maximum capacity



Eccentricity test 100 (g)

Position (g)				
1	2	3	4	5
0.0000	0.0000	-0.0002	0.0002	0.0002
Maximum deviation:				0.0002

Repeatability Test : Weight to be $1/2 \leq L_1 \leq$ Maximum capacity

Determination of the standard deviation of weighing balance., Readability 0.0001 (g)

Nominal test value (g)	Standard Deviation
200	0.00003

Error of indication : from nominal value., Readability 0.0001 (g)

Nominal Value (g)	Conventional Mass (g)	Indication (g)	Correction of Balance (g)	Uncertainty (g)	k
0	0.00000	0.0000	0.0000	0.000086	2.16
0.01	0.01000	0.0100	0.0000	0.00010	2.06
0.1	0.10000	0.1000	0.0000	0.00010	2.06
1	1.00000	1.0000	0.0000	0.00010	2.06
2	2.00000	1.9999	0.0001	0.00010	2.06
5	5.00001	5.0000	0.0000	0.00010	2.06
10	10.00000	10.0000	0.0000	0.00010	2.06
20	20.00003	19.9999	0.0001	0.00011	2.05
50	50.00004	49.9999	0.0001	0.00012	2.00
100	100.00004	100.0001	-0.0001	0.00017	2.00
200	200.00011	200.0000	0.0001	0.00027	2.00

Note: Weight of adjust - (g)

The End of Certificate



TECHNOLOGY PROMOTION ASSOCIATION (THAILAND-JAPAN)
CORPORATE SERVICES 3: EQUIPMENT CALIBRATION AND TESTING SERVICES
534/4 PATTANAKARN ROAD SOI 18, SUANLUANG, SUANLUANG BANGKOK 10250
TEL. 0-2717-3000-27 FAX. 0-2719-9484



Cert. No.: 21TM827

Page.: 1 of 3

Certificate of Calibration

Equipment : Hot Air Oven

Manufacturer : Memmert

Model : UFE 500

Serial No. : G511.1572

ID No. : RYG_EN0010

Submitted by : ALS Laboratory Group (Thailand) Co.,Ltd. (Rayong Branch)
616/10 Moo 5 T. Maenam Khu,
A. Pluakdaeng,
Rayong 21140 Thailand

Location : Oven Room

Received Order : 5 May 2021

Calibration Date : 5 May 2021

Ambient Temperature : (26 ± 10) °C

Relative Humidity : (50 ± 30) %

Calibrated by : Khit Ruttanaprapachai

REVIEW BY	Thanitall
APPROVED BY	D. [Signature]
NEXT CAL. DATE	31/1/22

Approved by :

Malee

Approved Signatory

() Pornthippa Tameyakul

(✓) Malee Butkruea

() Suwit Imjai

Issue Date : 14 May 2021

The Uncertainties are for a confidence probability of approximately 95%

This certificate may not be reproduced other than in full, except with the prior written
Approval of the head of Corporate Services 3 : Equipment Calibration and Testing Services.



Equipment : Hot Air Oven
 Condition As-Received : Used Item
 Reference : 2105-0005OC-4
 Procedure Used :-

Cert. No.: 21TM827
 Page.: 2 of 3

Calibration were conducted using calibration procedure CP-OT02 according to direct measurement method with Data Acquisition which connected with Resistance Temperature Detector (RTD) and Thermocouple Type T.

The temperature scale used was based on ITS-90.

Condition of this result of calibration

1. Reference standard instrument:-

Instrument	Model	Serial No.	Cert. No.	Due Date
1) Data Acquisition	34972A	MY57013823	21LM3	26 Feb 2022

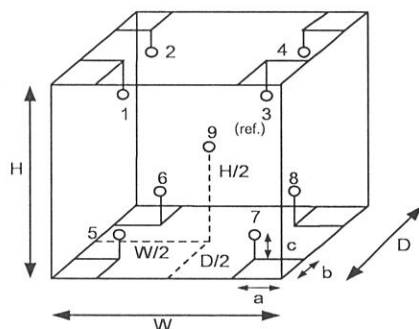
2. This certificate is valid only to the item calibrated on date and place of calibration.

3. This certification is traceable to the International System of Unit.

Result of Calibration :- (*) Without Adjustment

Function of UUC* : Temperature Source

Fresh air setting : Close



Environment during calibration		
	Beginning	Finished
Temp. (°C)	28	29
REL.Humid. (%)	59	56
AC Supply (Volt)	220	221

Probe Installation Details :			Dimension of Chamber :		
a =	5.0	cm	D =	0.40	m
b =	5.0	cm	W =	0.56	m
c =	5.0	cm	H =	0.48	m
			Capacity =	0.11	m ³

Ref. Std. ID No.: @ Calibration Point		
Position :	(104) °C	(180) °C
1	21-17RTD-01	19-17TC-01
2	21-17RTD-02	19-17TC-02
3	17RTD-03	19-17TC-03
4	17RTD-04	19-17TC-04
5	17RTD-05	19-17TC-05
6	17RTD-06	19-17TC-06
7	17RTD-07	19-17TC-07
8	17RTD-08	19-17TC-08
9 (ref.)	17RTD-09	19-17TC-09

Maku .



Equipment : Hot Air Oven
Condition As-Received : Used Item
Reference : 2105-0005OC-4
Result of Calibration :- (*) Without Adjustment
Function of UUC* : Temperature Source

Cert. No.: 21TM827

Page.: 3 of 3

Calibration Point (°C)	UUC* Setting (°C)	UUC* Reading (°C)	Temperature stability (± °C)	Temperature uniformity (°C)	Overall Variation (°C)	Uncertainty (± °C)	Coverage Factor <i>k</i>
104.0	104.0	104.0	0.063	0.54	0.70	0.42	2
180.0	180.0	180.0	0.15	0.89	1.3	1.1	2

Calibration Point (°C)	Measured Temperature (°C)								
	Position								
	1	2	3	4	5	6	7	8	9 (ref.)
104.0	104.243	103.732	103.760	103.742	103.863	103.743	104.311	103.689	103.815
180.0	180.101	180.481	179.401	179.692	179.980	179.943	180.127	179.915	179.709

Average* : The average of 30 values in each position.

Temperature stability : One-half of the greatest maximum difference of measured temperature at any one sensor.

Temperature uniformity : The maximum difference of measured temperatures at any sensors and the measured temperature at the reference location which are observed at the same time or at as close an observation time as possible to determine the temperature pattern or homogeneity within the chamber under steady-state conditions.

Overall Variation : The Difference of the maximum and minimum measured temperatures throughout observation.

UUC* : Unit Under Calibration

Note : The reported uncertainty of measurement was included stability and excluded uniformity .

The reported uncertainty of measurement was based on a standard uncertainty multiplied by a coverage factor *k*, providing a level of confidence of approximately 95 %.

-o0o-

Malu.



TECHNOLOGY PROMOTION ASSOCIATION (THAILAND-JAPAN)
CORPORATE SERVICES 3: EQUIPMENT CALIBRATION AND TESTING SERVICES
534/4 PATTANAKARN ROAD SOI 18, SUANLUANG, SUANLUANG BANGKOK 10250
TEL. 0-2717-3000-27 FAX. 0-2719-9484



Cert. No.: 21TM829

Page.: 1 of 3

Certificate of Calibration

Equipment :	Hot Air Oven	<div style="border: 1px solid black; padding: 5px;"> REVIEW BY <u>Thanitall</u> APPROVED BY <u>D. [Signature]</u> NEXT CAL. DATE <u>3/11/22</u> </div>
Manufacturer :	Memmert	
Model :	UM 400	
Serial No. :	b495.0899	
ID No. :	RYG_EN0006	
Submitted by :	ALS Laboratory Group (Thailand) Co.,Ltd. (Rayong Branch) 616/10 Moo 5 T. Maenam Khu, A. Pluakdaeng, Rayong 21140 Thailand	
Location :	Oven Room	
Received Order :	5 May 2021	
Calibration Date :	5 - 6 May 2021	
Ambient Temperature :	(26 ± 10) °C	
Relative Humidity :	(50 ± 30) %	
Calibrated by :	Khit Ruttanaprapachai	

Approved by :

Malee

Approved Signatory

- () Pornthippa Tameyakul
(✓) Malee Butkruea
() Suwit Imjai

Issue Date :

14 May 2021

The Uncertainties are for a confidence probability of approximately 95%

This certificate may not be reproduced other than in full, except with the prior written
Approval of the head of Corporate Services 3 : Equipment Calibration and Testing Services.



Equipment : Hot Air Oven
 Condition As-Received : Used Item
 Reference : 2105-0005OC-1

Cert. No.: 21TM829

Page.: 2 of 3

Procedure Used :-

Calibration were conducted using calibration procedure CP-OT02 according to direct measurement method with Data Acquisition which connected with Resistance Temperature Detector (RTD).

The temperature scale used was based on ITS-90.

Condition of this result of calibration

1. Reference standard instrument:-

Instrument	Model	Serial No.	Cert. No.	Due Date
1) Data Acquisition	34972A	MY57013823	21LM3	26 Feb 2022

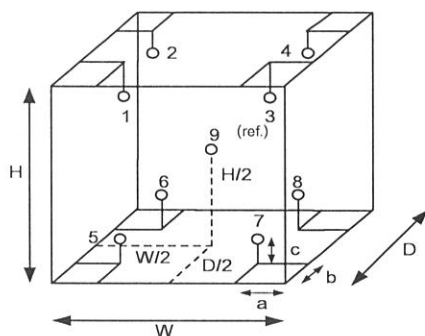
2. This certificate is valid only to the item calibrated on date and place of calibration.

3. This certification is traceable to the International System of Unit.

Result of Calibration :- (*) Without Adjustment

Function of UUC* : Temperature Source

Fresh air setting : Close



Environment during calibration		
	Beginning	Finished
Temp. (°C)	29	30
REL.Humid. (%)	56	58
AC Supply (Volt)	221	222

Position :	Ref. Std. ID No.:
1	21-17RTD-01
2	21-17RTD-02
3	17RTD-03
4	17RTD-04
5	17RTD-05
6	17RTD-06
7	17RTD-07
8	17RTD-08
9 (ref.)	17RTD-09

Probe Installation Details :

a = 5.0 cm
 b = 5.0 cm
 c = 5.0 cm

Dimension of Chamber :

D = 0.33 m
 W = 0.40 m
 H = 0.40 m
 Capacity = 0.053 m³

Malu



Equipment : Hot Air Oven
Condition As-Received : Used Item
Reference : 2105-0005OC-1
Result of Calibration :- (*) Without Adjustment
Function of UUC* : Temperature Source

Cert. No.: 21TM829

Page.: 3 of 3

Calibration Point (°C)	UUC* Setting (°C)	UUC* Reading (°C)	Temperature stability (± °C)	Temperature uniformity (°C)	Overall Variation (°C)	Uncertainty (± °C)	Coverage Factor <i>k</i>
70.0	70.0	70.0	0.21	1.8	2.0	0.55	2

Calibration Point (°C)	Measured Temperature (°C)								
	Position								
	1	2	3	4	5	6	7	8	9 (ref.)
70.0	70.404	70.277	70.607	70.307	68.789	69.257	68.846	69.331	70.495

Average* : The average of 30 values in each position.

Temperature stability : One-half of the greatest maximum difference of measured temperature at any one sensor.

Temperature uniformity : The maximum difference of measured temperatures at any sensors and the measured temperature at the reference location which are observed at the same time or at as close an observation time as possible to determine the temperature pattern or homogeneity within the chamber under steady-state conditions.

Overall Variation : The Difference of the maximum and minimum measured temperatures throughout observation.

UUC* : Unit Under Calibration

Note : The reported uncertainty of measurement was included stability and excluded uniformity .

The reported uncertainty of measurement was based on a standard uncertainty multiplied by a coverage factor *k*, providing a level of confidence of approximately 95 %.

-o0o-

Make



TECHNOLOGY PROMOTION ASSOCIATION (THAILAND-JAPAN)
CORPORATE SERVICES 3: EQUIPMENT CALIBRATION AND TESTING SERVICES
534/4 PATTANAKARN ROAD SOI 18, SUANLUANG, SUANLUANG BANGKOK 10250
TEL. 0-2717-3000-27 FAX. 0-2719-9484



Cert. No.: 21TM673

Page.: 1 of 3

Certificate of Calibration

Equipment : Water Bath

Manufacturer : Memmert

Model : WNB22

Serial No. : L513.0648

ID No. : RYG_EN0061

Submitted by : ALS Laboratory Group (Thailand) Co.,Ltd. (Rayong Branch)
616/10 Moo 5 T. Maenam Khu,
A. Pluakdaeng,
Rayong 21140 Thailand

Location : Wet Chemistry Lab

Received Order : 5 May 2021

Calibration Date : 5 May 2021

Ambient Temperature : (26 ± 10) °C

Relative Humidity : (50 ± 30) %

Calibrated by : Tawatchai Pama

REVIEW BY	Thanitak.
APPROVED BY	<i>[Signature]</i>
NEXT CAL. DATE	3/11/22

Approved by :

[Signature]

Approved Signatory

() Pornthippa Tameyakul

(☒) Malee Butkruea

() Suwit Imjai

Issue Date : 14 May 2021

The Uncertainties are for a confidence probability of approximately 95%

This certificate may not be reproduced other than in full, except with the prior written
Approval of the head of Corporate Services 3 : Equipment Calibration and Testing Services.



Equipment : Water Bath
Condition As-Received : Used Item
Reference : 2105-0005OC-3
Procedure Used :-

Cert. No.: 21TM673
Page.: 2 of 3

Calibration were conducted using in-house calibration procedure CP-OT04 according to direct measurement method with Data Acquisition which connected with Industrial Platinum Resistance Thermometer (IPRT).

The temperature scale used was based on ITS-90.

Condition of this result of calibration

1. Reference standard instrument:-

<u>Instrument</u>	<u>Model</u>	<u>Serial No.</u>	<u>Cert. No.</u>	<u>Due Date</u>
1) Data Acquisition	34970A	MY44060450	21LM4	06 Mar 2022

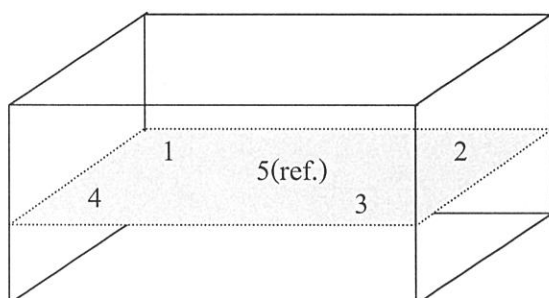
2. This certificate is valid only to the item calibrated on date and place of calibration.

3. This certification is traceable to the International System of Unit.

Result of Calibration :- (*) Without Adjustment

Function of UUC* : Temperature Source

	<u>Environmental</u>		<u>AC Voltage Supply</u>
	(°C)	(%R.H.)	(Volt)
Beginning of Calibration	22	68	230
Finished of Calibration	20	64	231



Front

<u>Position :</u>	<u>Ref. Std. S/N.:</u>
1	4803988-001
2	4803988-002
3	4803988-003
4	4803988-004
5(ref.)	4803988-005

Malek .



Equipment : Water Bath
Condition As-Received : Used Item
Reference : 2105-0005OC-3
Result of Calibration :- (*) Without Adjustment
Function of UUC* : Temperature Source

Cert. No.: 21TM673

Page.: 3 of 3

Calibration point (°C)	UUC* Setting (°C)	UUC* Reading (°C)	Average* Standard Reading (°C)				
			Position				
			1	2	3	4	5 (ref.)
85.0	85.0	85.0	84.891	84.893	84.880	84.892	84.917

Calibration point (°C)	Uniformity (°C)	Stability (± °C)	Uncertainty (± °C)	Coverage Factor <i>k</i>
85.0	0.089	0.052	0.22	2

Average* : The average of 30 values in each position.

Uniformity : The maximum difference of measured temperatures at any sensors and the measured temperature at the reference location which are observed at the same time or at as close an observation time as possible to determine the temperature pattern or homogeneity within the chamber under steady-state conditions.

Stability : One-half of the greatest maximum difference of measured temperature at any one probe.

UUC* : Unit Under Calibration

Note : The reported uncertainty of measurement was included stability and excluded uniformity.

The reported uncertainty of measurement was based on a standard uncertainty multiplied by a coverage factor *k*, providing a level of confidence of approximately 95 %.

-o0o-

Malu .



TECHNOLOGY PROMOTION ASSOCIATION (THAILAND-JAPAN)
CORPORATE SERVICES 3: EQUIPMENT CALIBRATION AND TESTING SERVICES
534/4 PATTANAKARN ROAD SOI 18, SUANLUANG, SUANLUANG, BANGKOK 10250
TEL. 0-2717-3000-24 FAX. 0-2719-9484



Certificate of Calibration

Certificate No. : 21T1200

Page : 1 of 2

Equipment : Digital Thermometer With Sensor

Manufacturer: Testo

Model : 106

Serial No.: 31281494/504

ID No.: RYG_FS0467

Condition As-Received: Used Item

Received Date: 02 July 2021

Calibration Date: 07 July 2021
to 08 July 2021

Reference: 2107-0069DSC

Ambient Temperature: (25 ± 3) °C

Relative Humidity: (50 ± 20) %

This certificate may not be reproduced other than in full,
except with the prior written approval of the head of
Corporate Services 3: Equipment Calibration and Testing Services.

Submitted by: ALS Laboratory Group (Thailand) Co.,Ltd. Rayong Branch

616/10 Moo 5 T.Maenam Khu, A.Pluakdaeng, Rayong
21140, Thailand

Procedure used: Calibration were conducted using in-house calibration procedure CP-T01 according to comparison with
Platinum Resistance Thermometer (PRT) into liquid bath temperature controller.
The temperature scale used was based on ITS-90.

Condition of this result of calibration

1.Reference standards instruments :

<u>Instrument</u>	<u>Model</u>	<u>Serial No.</u>	<u>Certificate No.</u>	<u>Due Date</u>
1) Digital Thermometer	1529-R	B19520	211680	26 Jun 2022
2) Platinum Resistance Thermometer	935-14-95	261589/1	211680	26 Jun 2022

2.The certificate is valid only to the item calibrated on date and place of calibration.

3.This Certification is traceable to the International System of Unit maintained at:-

-National Institute of Metrology Thailand (NIMT)

REVIEW BY	Tanasit.
APPROVED BY	Supt S
NEXT CAL. DATE	7/7/22

Calibrated by : Yossapon Poljorn

Issue Date : 09 July 2021

Approved Signatory :

[] Phalinee Prabpaipal

[] Chatchawan Khunpiluek

[x] Wanlop Larpkurn

B 0265214



Cert. No.: 21T1200

Page.: 2 of 2

Result of Calibration:-

Without Adjustment

Function:

Temperature measurement

Dimension of probe : Diameter 3 mm., Length 55 mm. Sheath material : Stainless Steel

Immersion Depth (mm.)	Standard Temperature (°C)	UUC* Reading (°C)	Error (°C)	Uncertainty of Measurement (±°C)
50	25.0029	24.9	-0.1029	0.12
50	30.0018	29.9	-0.1018	0.12
50	40.0035	40.0	-0.0035	0.12

UUC* : Unit Under Calibration

The reported uncertainty of measurement was based on standard uncertainty multiplied by a coverage factor $k = 2$, providing a level of confidence of approximately 95%.

-o0o-



TECHNOLOGY PROMOTION ASSOCIATION (THAILAND-JAPAN)
CORPORATE SERVICES 3: EQUIPMENT CALIBRATION AND TESTING SERVICES
534/4 PATTANAKARN ROAD SOI 18, SUANLUANG, SUANLUANG BANGKOK 10250
TEL. 0-2717-3000-27 FAX. 0-2719-9484



Cert.No.: 21CH452
Page.: 1 of 3

Certificate of Calibration

Equipment :	pH Meter
Manufacturer :	Mettler Toledo
Model :	SevenCompact S220
Serial No. :	B520948426
ID No. :	BKK_EN0072
Condition As-Received:	Used Item
Received Date :	24 March 2021
Calibration Date :	26 March 2021
Reference :	2103-1008DSC-1
Submitted by :	ALS Laboratory Group (Thailand) Co.,Ltd. 104 Phatthanakan 40, Phatthanakan Rd., Khwaeng Phatthanakan, Khet Suan Luang, Bangkok 10250 Thailand
Ambient Temperature :	(25 ± 2.5) °C
Relative Humidity :	(50 ± 15) %
Calibration Procedure :	In - house method : - CP-CH5 by direct measurement with standard voltage calibrator and direct measurement with certified reference material (CRM) - CP-CH8 by comparison with standard thermometer

REVIEW BY	Siriluk P.
APPROVED BY	KL AL
NEXT CAL. DATE	24/9/22

Calibrated by : Warakorn Lernagatrakul

Approved by :

Malee

Approved Signatory

- (☒) Malee Butkruea
(☐) Saithip Meangmai
(☐) Warakorn Lernagatrakul

Issue Date : 31 March 2021

The Uncertainties are for a confidence probability of approximately 95%

This certificate may not be reproduced other than in full, except with the prior written
Approval of the head of Corporate Services 3 : Equipment Calibration and Testing Services.

A 0026590



Cert.No.: 21CH452

Page.: 2 of 3

Condition of this calibration result

1. Reference Standard Instrument : -

<u>Instrument</u>	<u>Serial No.</u>	<u>ID No.</u>	<u>Cert. No.</u>	<u>Due Date</u>
1) Document Process Calibrator	1385032	130RC022	20E4213	24 Nov 2021
2) Ref. Standard Thermometer	4982054	110RC044	20I1233	15 Oct 2021

This certification is traceable to the International System of Unit maintained at:-
- Traceable to National Institute of Metrology (Thailand), NIMT

2. Certified Reference Materials : The measurement results are traceable to SI through CPA chem Ltd.,
ANSI-ASQ National Accreditation Board, Accredited No. AR-1835

<u>Buffer Solution</u>	<u>Manufacturer</u>	<u>Lot No.</u>	<u>Exp. date</u>
pH 4.008	CPA chem	706694	06 Sep 2022
pH 6.985	CPA chem	722285	19 Dec 2021
pH 10.012	CPA chem	722287	19 Dec 2021

3. This certificate is valid only to the item calibrated on date and place of calibration.

Calibration Results

Function : mV Measurement

Performing standard curve by Fluke at pH (4,7,10)

Unit Under Calibration	Nominal Value	Standard Voltage Input	Actual Reading		Uncertainty of Measurement (±mV)	Coverage factor k
	pH	mV	mV	pH		
pH Meter S/N.: B520948426	4.000	177.48	177.4	4.000	0.058	2.00
	7.000	0.00	-0.1	7.000	0.058	2.00
	10.000	-177.48	-177.5	10.000	0.058	2.00

Malu.



Cert.No.: 21CH452

Page.: 3 of 3

Calibration Results**Function : pH Measurement**

Performing three buffers standard curve by using buffer nominal pH (4,7,10)

Unit Under Calibration	Standard pH Buffer Solution	Actual pH Reading	Actual mV Reading (mV)	Uncertainty of pH measurement (\pm)	Coverage factor k
pH Electrode S/N.: 9265091	4.008	4.010	150.3	0.0048	2.05
	6.985	6.989	-22.5	0.0077	2.00
	10.012	10.011	-193.7	0.013	2.00

Function : Temperature Measurement**(*) Without adjustment**

This equipment was connected with Temperature Probe;

- Model : InLab Expert Pro-ISM
- Serial No. : 9265091

Dimension of probe;

- Length : 120 mm.
- Diameter : 12 mm.
- Immersion Depth : 100 mm.

Calibration Point ($^{\circ}\text{C}$)	Standard Temperature ($^{\circ}\text{C}$)	UUC* Reading ($^{\circ}\text{C}$)	Error ($^{\circ}\text{C}$)	Uncertainty of measurement (\pm $^{\circ}\text{C}$)	Coverage factor k
25.0	25.003	25.2	0.197	0.20	2.00

Remark : - UUC* = Unit Under Calibration

The reported uncertainty of measurement was based on a standard uncertainty multiplied by a coverage factor k , providing a level of confidence of approximately 95 %.

-o0o-

Malu.